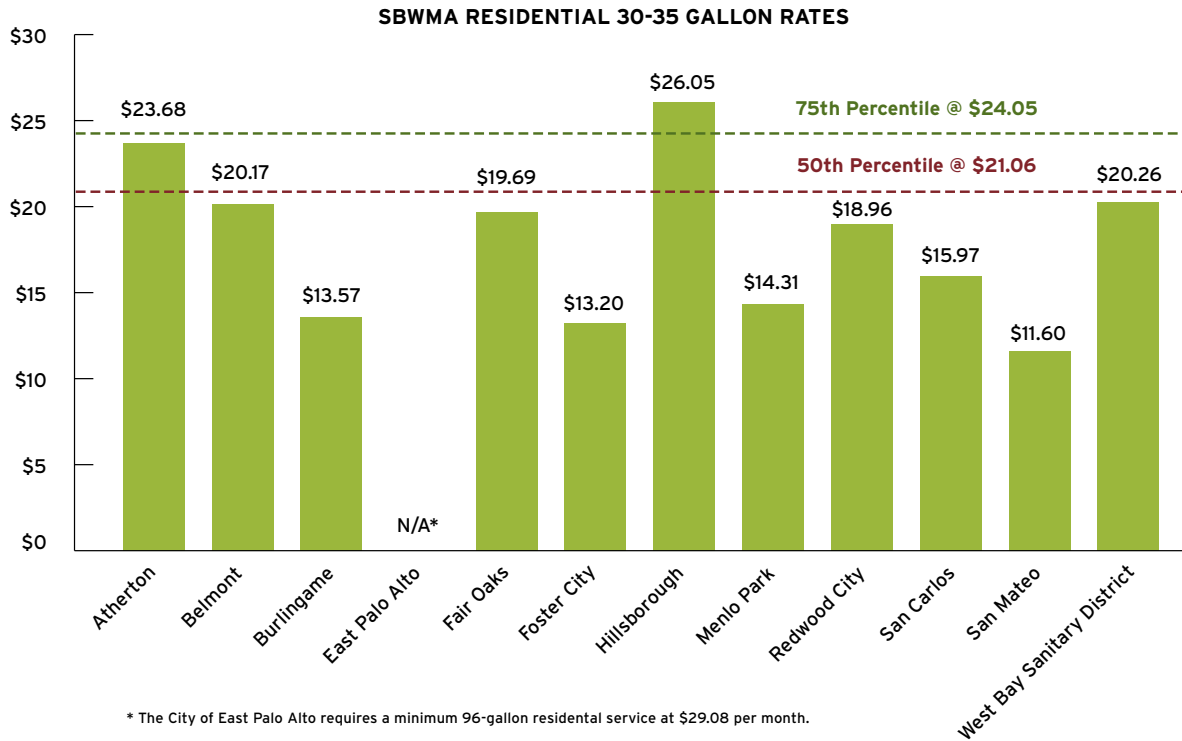


PROVIDING ESSENTIAL SERVICES COST EFFECTIVELY

MEMBER AGENCY RESIDENTIAL RATES

The strength of 12 agencies as one. Shared resources, common infrastructure, and long term solutions result in attractive residential garbage rates.

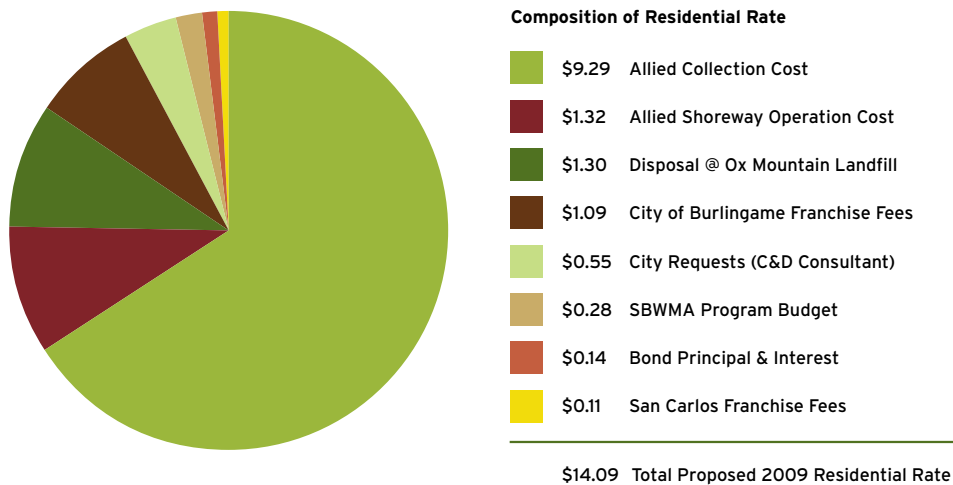
10 of the 12 SBWMA Member Agencies have garbage rates at or below the 50th percentile of other Bay Area communities (source: 3/1/08 HF&H survey of 64 cities). With an expected average one-time rate increase of 15% for future collection services and Shoreway Master Plan improvements, residential rates will still remain low compared to the rest of the Bay Area – while providing a dramatic improvement in services, diversion and convenience for ratepayers.



COST COMPONENTS OF MEMBER AGENCY RESIDENTIAL RATES

The chart below breaks down the cost components of a typical Member Agency's monthly residential garbage rate for one 30-35 gallon can. For the City of Burlingame as an example, the SBWMA's program budget is 28 cents per month or about 2% of the residential monthly garbage rate. The cost figures below are net of commodity revenues.

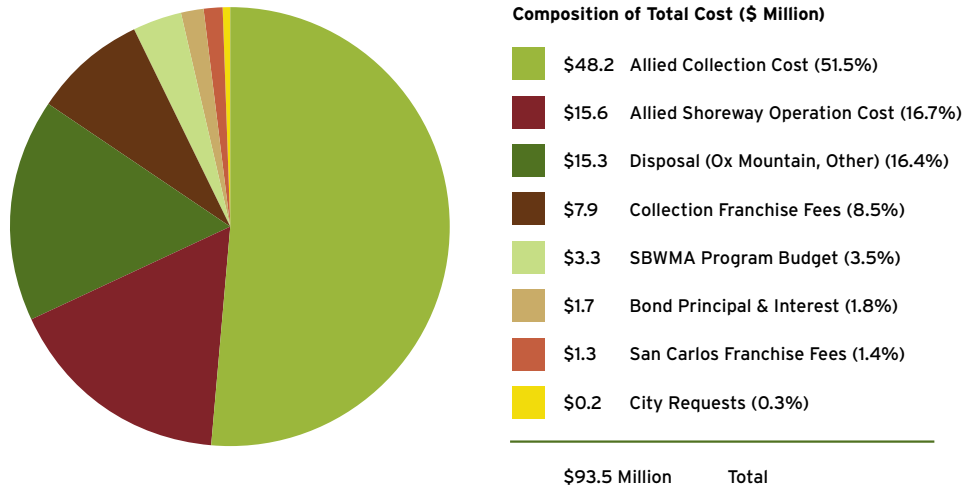
BURLINGAME RESIDENTIAL RATE - 2009 HF&H RATE REPORT



TOTAL SOLID WASTE & RECYCLING COST

The chart below breaks down the cost components that make-up total costs for solid waste collection, recycling and disposal in the SBWMA service area. The SBWMA's program budget (all staff, consultant and non-capital expenses) comprises 3.5% of total costs. The costs shown exclude commodity revenues.

TOTAL SOLID WASTE & RECYCLING COST - 2009 PROJECTION



SBWMA BUDGET COMPARISON WITH OTHER AGENCIES

SBWMA delivers services to its 12 Member Agencies at a per capita rate less than most other comparable agencies as shown below. SBWMA's program budget of \$3.3 million equates to \$6.85 per person per year for the approximately 377,000 people in the current SBWMA service area. It is important to note that of all the agencies listed below, SBWMA is the only one that owns and manages a transfer station and recycling processing facility.

SOLID WASTE MANAGEMENT PROGRAM COSTS PER CAPITA

