



STAFF UPDATES



STAFF UPDATE

To: SBWMA Board Members
From: Cliff Feldman, Recycling Programs Manager
Date: February 28, 2013 Board of Directors Meeting
Subject: Update on Recology Commercial Recycling Outreach Efforts

Recommendation

This is an informational report and no action is necessary.

Analysis

Recology San Mateo County (Recology) is not required to submit monthly statistics on its commercial recycling activities; however, the company is required to submit a quarterly status report on this program per section 9.06.N of the Franchise Agreement(s). Even though a monthly update is not contractually required, the company previously agreed to provide the status of some key commercial recycling metrics each month. However, the company has recently requested and the SBWMA agreed that providing these metrics with the company's Quarterly Report would suffice in lieu of monthly. Therefore, below is information submitted by Recology for January 2013 and this information commencing with February will be included in the company's Quarterly Reports:

January 2013 Recology Commercial Recycling Outreach Program Metrics

- 14 commercial recycling brochures and posters were distributed
- 114 internal recycling containers were distributed
- 244 Buddy Bags were delivered
- 1 MFD tool kits were delivered
- 0 commercial recycling "community events" were reported

- January 2013 Recology Commercial Service Level Changes
Commencing in April 2012, the following information has been provided monthly to the Board per staff's request for Recology to report monthly on the net result of its commercial recycling sales efforts with regard to providing service. This table provides the changes in commercial service subscription levels (i.e., service volume) for the various materials picked up. For example:
 - ❖ Menlo Parks's commercial sector experienced:
 - ❖ a net increase of 10.75 cubic yards of commercial Recycling service
 - ❖ a net increase of 17.34 cubic yards of commercial Compost service
 - ❖ a net increase of 29.61 cubic yards of commercial Garbage service
 - ❖ Redwood City's commercial sector experienced:
 - ❖ a net increase of 77.61 cubic yards of commercial Recycling service
 - ❖ a net decrease of 13.15 cubic yards of commercial Compost service

- ❖ a net decrease of 58.13 cubic yards of commercial Garbage service
(The “net” change in service includes all increases or decreases by current customers and all increases of new customers.)

Table 1

Sum of Net Change	Commo			
Franchise Code	Garbage	Organics	Recycling (blank)	Grand Total
BEL	-4.34	-2.08	-6.75	-13.17
BUR	-6.15	24.6	275.22	293.67
C01		6.24		6.24
C05			-38.97	-38.97
C07	0.69			0.69
C08			4.5	4.5
C10	25.98		12.99	38.97
CSM	-4.33		2.08	-2.25
EPA	5.72		6.23	11.95
FOC	-82.27	8.66	245.08	171.47
MAT	-90.67	-29.26	54.53	-65.4
MPK	29.61	17.34	10.75	57.7
NFO	-6.59	12.99	-6.74	-0.34
RWC	-58.13	-13.15	77.61	6.33
SNC	-31.88	-5.71	9.01	-28.58
WBS	19.39		4.16	23.55
(blank)				
Grand Total	-202.97	19.63	649.7	466.36

Table 1 is the summary of the information contained in Attachment A which is Recology's monthly commercial service level changes report.

- 3 commercial accounts were included in the list of recycling “presentations and trainings” reported for January:

Date	Franchise	Customer Name	Location	Attendees (staff, custodians, students, etc.)	Time	Description
01/11/2013	NFO	SEVEN MARES	809 MIDDLEFIELD RD	KITCHEN STAFF	3:00	TRAINING
01/16/2013	FOC	PROMONTORY POINT	PROMONTORY POINT CLUB HOUSE	RESIDENTS	7:00	PRESENTATION
01/29/2013	FOC	EQUITY OFFICE BPC	950 TOWER LN, FOSTER CITY	CUSTODIAL STAFF	5:00	PRESENTATION

Franchise codes: ATH = Atherton, BEL = Belmont, BUR = Burlingame, CSM = County of San Mateo, EPA = East Palo Alto, FOC = Foster City, HIL = Hillsborough, MAT = San Mateo, MPK = Menlo Park, NFO = North Fair Oaks, RWC = Redwood City, SNC = San Carlos, WBS = West Bay Sanitary District

Member Agency codes: C01 = Atherton, C02 = Belmont, C03 = Burlingame, C04 = East Palo Alto, C05 = Foster City, C06 = Hillsborough, C07 = Menlo Park, C08 = Redwood City, C09 = San Carlos, C10 = San Mateo, C11 = North Fair Oaks, C12 = West Bay Sanitary District, C15 = County of San Mateo

In addition to the metrics highlighted above, the company compiles and maintains data documenting the results of its Commercial Recycling Promotion Program efforts (e.g., waste assessments for Top 100 commercial generators) per section 7.04 of the Franchise Agreement(s). Since the Monthly and Quarterly Reports shared by Recology with the Member Agencies are summary documents, the detailed reporting on the company's commercial recycling efforts is omitted and instead provided directly to the SBWMA in compliance with the Franchise Agreement(s) per Article 9. However, each Member Agency is entitled to receive this information directly from the company and thus Agencies are encouraged to direct the company to begin forwarding this information to them each month and quarter.

Background

Recology is required to provide reporting on its commercial recycling efforts per Article 9 of the Franchise Agreement(s). In addition, Recology is required to provide a dedicated staff and program manager towards its efforts to increase and maintain diversion from the Commercial, Multi-Family Dwelling and Agency Facilities sectors per section 7.04 of the Franchise Agreement(s). While this staff originally included 8 commercial recycling sales representatives and 2 diversion auditors, the diversion auditor positions have been eliminated commencing with 2013 and the cost savings for these positions have been passed on to the Member Agencies. Recology has also informed Staff that 2 of the 8 commercial recycling sales representatives positions are currently vacant and the company anticipates filling both vacancies during the 1st quarter of 2013.

Attachment:

Attachment A – Recology January 2013 Monthly Commercial Volume Change Report

RECOLOGY SAN MATEO COUNTY
NET CHANGE REPORT - DETAIL
JANUARY 2013

Year	Current Month	Franchise Code	Commodity	Account Type	Cust Number	Name	House #	Street Name	Apt #	Prev Month Volume	Current Month Volume	Monthly Net Change	Weekly Volume Change	Customer Status Last Month	Customer Status Current Month	Customer Start Date	Customer End Date
2013	JAN	BEL	Garbage	Commercial	929075	BULLOCK PROPERTIES	1538	EL CAMINO REAL		12.99	0	-12.99	-3	Active	Stopped	01/20/1989	01/09/2013
2013	JAN	BEL	Garbage	Commercial	929737	PARAMOUNT BUILDING SOLUTION	519	MARINE VIEW AVE	H	6.24	0	-6.24	-1.44	Active	Stopped	05/25/2010	01/15/2013
2013	JAN	BEL	Garbage	Commercial	930172	RESTAURANTS ON THE RUN	501	OLD COUNTY RD	F	2.08	0	-2.08	-0.48	Active	Stopped	03/11/2008	01/22/2013
2013	JAN	BEL	Garbage	Commercial	1210616	IMAGINE CULINARY GROUP INC	555	ONEIL AVE	4	2.08	0	-2.08	-0.48	Active	Stopped	10/04/2011	01/01/2013
2013	JAN	BEL	Garbage	Apartment	1256668	CARLMONT HILL APTS	2401	CARLMONT DR		12.47	0	-12.47	-2.88	Active	Stopped	04/10/2012	01/04/2013
2013	JAN	BEL	Garbage	Apartment	1276781	SPIEKER COMPANIES INC	2200	LAKE RD		18.71	29.1	10.39	2.4	Active	Active	06/04/2012	
2013	JAN	BEL	Garbage	Apartment	1345156	SCS DEVELOPMENT CO	2401	CARLMONT DR		0	12.47	12.47	2.88		New	01/08/2013	
2013	JAN	BEL	Garbage	Commercial	1346246	J&L BELMONT PLAZA, LLC	1538	EL CAMINO REAL		0	8.66	8.66	2		New	01/10/2013	
			Garbage Total							54.57	50.23	-4.34					
2013	JAN	BEL	Organics	Commercial	1210616	IMAGINE CULINARY GROUP INC	555	ONEIL AVE	4	2.08	0	-2.08	-0.48	Active	Stopped	10/04/2011	01/01/2013
			Organics Total							2.08	0	-2.08					
2013	JAN	BEL	Recycling	Apartment	910661	ROBERT BALIC	2421	CARLMONT DR		0	6.24	6.24	1.44	Active	Active	05/01/1986	
2013	JAN	BEL	Recycling	Apartment	910703	TIMBERLANE APARTMENTS	1000	CONTINENTALS WAY		24.94	29.1	4.16	0.96	Active	Active	05/01/1973	
2013	JAN	BEL	Recycling	Apartment	910760	ROCHELLE, ROBERT	1056	CONTINENTALS WAY		18.71	24.94	6.23	1.44	Active	Active	02/01/1998	
2013	JAN	BEL	Recycling	Commercial	929075	BULLOCK PROPERTIES	1538	EL CAMINO REAL		25.98	0	-25.98	-6	Active	Stopped	01/20/1989	01/09/2013
2013	JAN	BEL	Recycling	Commercial	930172	RESTAURANTS ON THE RUN	501	OLD COUNTY RD	F	2.08	0	-2.08	-0.48	Active	Stopped	03/11/2008	01/22/2013
2013	JAN	BEL	Recycling	Commercial	930545	CALIFORNIA SHINGLE & SHAKE	1350	OLD COUNTY RD		25.98	12.99	-12.99	-3	Active	Active	03/08/2004	
2013	JAN	BEL	Recycling	Commercial	1210616	IMAGINE CULINARY GROUP INC	555	ONEIL AVE	4	8.31	0	-8.31	-1.92	Active	Stopped	10/04/2011	01/01/2013
2013	JAN	BEL	Recycling	Apartment	1256668	CARLMONT HILL APTS	2401	CARLMONT DR		12.47	0	-12.47	-2.88	Active	Stopped	04/10/2012	01/04/2013
2013	JAN	BEL	Recycling	Apartment	1345156	SCS DEVELOPMENT CO	2401	CARLMONT DR		0	12.47	12.47	2.88		New	01/08/2013	
2013	JAN	BEL	Recycling	Commercial	1346246	J&L BELMONT PLAZA, LLC	1538	EL CAMINO REAL		0	25.98	25.98	6		New	01/10/2013	
			Recycling Total							118.47	111.72	-6.75					
2013	JAN	BUR	Garbage	Commercial	991737	CAL TRADING CO	32	ADRIAN CT		0.69	0	-0.69	-0.16	Active	Stopped	05/14/2008	01/08/2013
2013	JAN	BUR	Garbage	Commercial	991976	SPRINT-FASER	533	AIRPORT BLVD		8.66	0	-8.66	-2	Active	Stopped	04/01/1999	01/09/2013
2013	JAN	BUR	Garbage	Commercial	992206	EMBASSY SUITES/RESTURANT	150	ANZA BLVD		17.32	21.65	4.33	1	Active	Active	07/07/2009	
2013	JAN	BUR	Garbage	Commercial	992842	SVALA CONSTRUCTION INC	380	BEACH RD		2.08	0	-2.08	-0.48	Active	Stopped	02/08/2005	01/29/2013
2013	JAN	BUR	Garbage	Commercial	994574	IT'S IT ICE CREAM CO.	865	BURLWAY RD		0	43.3	43.3	10	Active	Active	04/19/1984	
2013	JAN	BUR	Garbage	Commercial	995043	BILLS UPHOLSTRY	867	CALIFORNIA DR		0	1.39	1.39	0.32	Active	Active	12/01/2004	
2013	JAN	BUR	Garbage	Commercial	995670	MOLLIE STONES MARKET	1477	CHAPIN AVE		69.28	60.62	-8.66	-2	Active	Active	03/19/1999	
2013	JAN	BUR	Garbage	Commercial	996272	FIRST PRESBYTERIAN CHURCH	1500	EASTON DR		0	12.99	12.99	3	Active	Active	04/01/1986	
2013	JAN	BUR	Garbage	Commercial	998351	E3 KITCHEN N INTERIORS	302	LANG RD		2.08	0	-2.08	-0.48	Active	Stopped	06/22/2005	01/15/2013
2013	JAN	BUR	Garbage	Commercial	999359	BAY ALARM	856	MITTEN RD		12.99	25.98	12.99	3	Active	Active	12/27/2002	
2013	JAN	BUR	Garbage	Commercial	1000413	BAYWOOD CAPITAL CORP	330	PRIMROSE RD		34.64	43.3	8.66	2	Active	Active	04/01/1986	
2013	JAN	BUR	Garbage	Commercial	1002021	HAPPY CHEF RESTAURANT	1520	TROUSDALE DR		4.16	8.31	4.15	0.96	Active	Active	08/18/2005	
2013	JAN	BUR	Garbage	Commercial	1084508	DIRECTV GROUP INC DTV002360	1831	BAYSHORE HWY	B	51.96	17.32	-34.64	-8	Active	Active	11/05/2010	
2013	JAN	BUR	Garbage	Commercial	1120880	MIXED BAGS DESIGN, INC	1634	ROLLINS RD		25.98	17.32	-8.66	-2	Active	Active	01/12/2011	
2013	JAN	BUR	Garbage	Commercial	1126085	CHAPP, DAVID	778	BURLWAY RD		8.66	21.65	12.99	3	Active	Active	01/18/2011	
2013	JAN	BUR	Garbage	Commercial	1245232	WASTE MANAGEMENT	1288	BAYSHORE HWY		6.24	0	-6.24	-1.44	Active	Stopped	02/07/2012	12/31/2012
2013	JAN	BUR	Garbage	Apartment	1287846	BUCKMASTER, JULIE	1140	EL CAMINO REAL		4.16	0	-4.16	-0.96	Active	Active	07/05/2012	
2013	JAN	BUR	Garbage	Commercial	1292366	ROCKPORT HEALTH CARE SERV	1100	TROUSDALE DR		311.76	233.82	-77.94	-18	Active	Active	07/16/2012	
2013	JAN	BUR	Garbage	Commercial	1298751	NEXXUS RESOURCES	1594	ROLLINS ROAD		0	12.99	12.99	3	Active	Active	08/08/2012	
2013	JAN	BUR	Garbage	Commercial	1306950	TANGIBLE DESIGN	808	BURLWAY RD	6	0.69	0	-0.69	-0.16	Active	Stopped	08/28/2012	01/02/2013
2013	JAN	BUR	Garbage	Commercial	1335579	HENRY HALL DESIGNS	833	MAHLER RD	2	8.66	4.33	-4.33	-1	New	Active	12/04/2012	
2013	JAN	BUR	Garbage	Commercial	1342583	ADVANTAGE RENT A CAR	1288	BAYSHORE HWY		0	6.24	6.24	1.44		Active	01/01/2013	
2013	JAN	BUR	Garbage	Commercial	1342666	DETHRONE LLC	261	CALIFORNIA DR		0	2.08	2.08	0.48		Active	01/01/2013	
2013	JAN	BUR	Garbage	Commercial	1343177	DAVIS LIMITED PARTNERSHIP	1616	ROLLINS RD		0	0.43	0.43	0.1		Active	01/01/2013	
2013	JAN	BUR	Garbage	Commercial	1344233	BALSAM HILL	1561	ADRIAN RD		0	12.99	12.99	3		New	01/10/2013	
2013	JAN	BUR	Garbage	Commercial	1345354	B AND B MARBLE	335	BEACH RD		0	4.33	4.33	1		New	01/08/2013	
2013	JAN	BUR	Garbage	Commercial	1346030	123 CREATIONS	844	MAHLER RD		0	1.39	1.39	0.32		New	01/15/2013	
2013	JAN	BUR	Garbage	Commercial	1346519	E3 KITCHEN N INTERIORS	379	BEACH RD		0	2.08	2.08	0.48		New	01/22/2013	
2013	JAN	BUR	Garbage	Commercial	1348416	SPRINT-FASER	533	AIRPORT BLVD		0	8.66	8.66	2		Stopped	01/23/2013	01/31/2013
2013	JAN	BUR	Garbage	Commercial	1348788	YESSTYLE FASHION, INC.	1457	ROLLINS RD		0	0.69	0.69	0.16		New	01/30/2013	
			Garbage Total							570.01	563.86	-6.15					
2013	JAN	BUR	Organics	Apartment	912295	BAGNESCHI, EMIL	1127	CAPUCHINO AVE		0	2.08	2.08	0.48	Active	Active	02/21/1986	
2013	JAN	BUR	Organics	Commercial	993303	STARBUCKS STORE# 6871	1230	BROADWAY ST		0	2.08	2.08	0.48	Active	Active	10/17/2003	
2013	JAN	BUR	Organics	Commercial	993857	MINGALABA INC	1213	BURLINGAME AVE		11.08	5.54	-5.54	-1.28	Active	Active	03/01/2008	
2013	JAN	BUR	Organics	Commercial	995670	MOLLIE STONES MARKET	1477	CHAPIN AVE		69.28	34.64	-34.64	-8	Active	Active	03/19/1999	
2013	JAN	BUR	Organics	Commercial	1007541	LSG SKY CHEFS	868	COWAN RD		121.24	181.86	60.62	14	Active	Active	08/05/2010	
			Organics Total							201.6	226.2	24.6					
2013	JAN	BUR	Recycling	Apartment	911800	CAMBRIDGE PROP GROUP	123	ANITA RD		4.16	0	-4.16	-0.96	Active	Active	02/27/1997	
2013	JAN	BUR	Recycling	Apartment	914408	TRUJILLO ORLANDO	1100	PALOMA AVE		0	6.24	6.24	1.44	Active	Active	09/03/1987	
2013	JAN	BUR	Recycling	Commercial	991737	CAL TRADING CO	32	ADRIAN CT		4.16	0	-4.16	-0.96	Active	Stopped	05/14/2008	01/08/2013

RECOLOGY SAN MATEO COUNTY
NET CHANGE REPORT - DETAIL
JANUARY 2013

2013	JAN	BUR	Recycling	Commercial	992842	SVALA CONSTRUCTION INC	380	BEACH RD		3.46	0	-3.46	-0.8	Active	Stopped	02/08/2005	01/29/2013		
2013	JAN	BUR	Recycling	Commercial	994574	IT'S IT ICE CREAM CO.	865	BURLWAY RD		0	164.54	164.54	-38	Active	Active	04/19/1984			
2013	JAN	BUR	Recycling	Apartment	996603	BURLINGAME TERRACE HOA	808	EL CAMINO REAL		6.24	8.31	2.07	0.48	Active	Active	10/23/2008			
2013	JAN	BUR	Recycling	Commercial	998351	E3 KITCHEN N INTERIORS	302	LANG RD		8.66	0	-8.66	-2	Active	Stopped	06/22/2005	01/15/2013		
2013	JAN	BUR	Recycling	Commercial	999375	ALEXANDRIA REAL ESTATE EQU II	863	MITTEN RD	A	51.96	38.97	-12.99	-3	Active	Active	04/25/1998			
2013	JAN	BUR	Recycling	Apartment	1000652	SIMPSON, VICTORIA	615	ROLLINS RD		0	4.16	4.16	0.96	Active	Active	04/01/1986			
2013	JAN	BUR	Recycling	Commercial	1007541	LSG SKY CHEFS	868	COWAN RD		150.68	280.58	129.9	30	Active	Active	08/05/2010			
2013	JAN	BUR	Recycling	Commercial	1245232	WASTE MANAGEMENT	1288	BAYSHORE HWY		2.08	0	-2.08	-0.48	Active	Stopped	02/07/2012	12/31/2012		
2013	JAN	BUR	Recycling	Commercial	1292366	ROCKPORT HEALTH CARE SERVIC	1100	TROUSDALE DR		103.92	77.94	-25.98	-6	Active	Active	07/16/2012			
2013	JAN	BUR	Recycling	Commercial	1342583	ADVANTAGE RENT A CAR	1288	BAYSHORE HWY		0	2.08	2.08	0.48		Active	Active	01/01/2013		
2013	JAN	BUR	Recycling	Commercial	1342666	DETHRONE LLC	261	CALIFORNIA DR		0	2.08	2.08	0.48		Active	Active	01/01/2013		
2013	JAN	BUR	Recycling	Commercial	1343177	DAVIS LIMITED PARTNERSHIP	1616	ROLLINS RD		0	4.16	4.16	0.96		Active	Active	01/01/2013		
2013	JAN	BUR	Recycling	Commercial	1346030	123 CREATIONS	844	MAHLER RD		0	2.08	2.08	0.48		New		01/15/2013		
2013	JAN	BUR	Recycling	Commercial	1346519	E3 KITCHEN N INTERIORS	379	BEACH RD		0	8.66	8.66	2		New		01/22/2013		
2013	JAN	BUR	Recycling	Commercial	1347897	BAY AREA VEIN & VASCULAR	1850	EL CAMINO REAL	200	0	8.66	8.66	2		New		01/21/2013		
2013	JAN	BUR	Recycling	Commercial	1348788	YESSTYLE FASHION, INC.	1457	ROLLINS RD		0	2.08	2.08	0.48		New		01/30/2013		
Recycling Total											335.32	610.54	275.22						
2013	JAN	CSM	Garbage	Commercial	1285014	ENTERPRISE RENT A CAR	605	HARBOR BLVD		4.33	0	-4.33	-1	Active	Active	01/01/2012			
2013	JAN	CSM	Garbage	Commercial	1314822	LASKY MINI TRADE PRESS	240	HARBOR BLVD	A	8.66	12.99	4.33	1	Active	Active	09/01/2012			
2013	JAN	CSM	Garbage	Commercial	1314830	CRAIG COCCELLATO	240	HARBOR BLVD	D	4.33	0	-4.33	-1	Active	Stopped	09/01/2012	01/09/2013		
Garbage Total											17.32	12.99	-4.33						
2013	JAN	CSM	Recycling	Commercial	1175009	RAISER PROPERTY MANAGEMEN	400	HARBOR BLVD	450	54.73	58.89	4.16	0.96	Active	Active	06/17/2011			
2013	JAN	CSM	Recycling	Commercial	1314830	CRAIG COCCELLATO	240	HARBOR BLVD	D	2.08	0	-2.08	-0.48	Active	Stopped	09/01/2012	01/09/2013		
Recycling Total											56.81	58.89	2.08						
2013	JAN	EPA	Garbage	Apartment	934893	YUSUF, IBRAHIM & MARIA	2119	ADDISON AVE		4.33	8.66	4.33	1	Active	Active	04/09/1996			
2013	JAN	EPA	Garbage	Commercial	1323468	BIG ANT'S CHICKEN & FISH	2150	UNIVERSITY AVE		8.66	0	-8.66	-2	Active	Stopped	10/01/2012	01/15/2013		
2013	JAN	EPA	Garbage	Commercial	1346188	SOUTH COUNTY COMMUNITY HEA	1842	BAY RD		0	1.39	1.39	0.32		New		01/17/2013		
2013	JAN	EPA	Garbage	Commercial	1346964	JONATHON'S FISH #2	2150	UNIVERSITY AVE		0	8.66	8.66	2		Stopped		01/16/2013	01/31/2013	
Garbage Total											12.99	18.71	5.72						
2013	JAN	EPA	Recycling	Apartment	1227875	EQUITY RESIDENTIAL	1777	WOODLAND AVE	177	4.16	8.31	4.15	0.96	Active	Active	12/02/2011			
2013	JAN	EPA	Recycling	Commercial	1346188	SOUTH COUNTY COMMUNITY HEA	1842	BAY RD		0	2.08	2.08	0.48		New		01/17/2013		
Recycling Total											4.16	10.39	6.23						
2013	JAN	FOC	Garbage	Apartment	915850	MIRAMAR APARTMENTS	1288	E HILLSDALE BLVD		155.88	51.96	-103.92	-24	Active	Active	06/11/2002			
2013	JAN	FOC	Garbage	Commercial	937342	EQUITY OFFICE BPC	919	E HILLSDALE BLVD		51.96	25.98	-25.98	-6	Active	Active	05/01/2009			
2013	JAN	FOC	Garbage	Commercial	937391	EQUITY OFFICE BPC	989	E HILLSDALE BLVD		64.95	38.97	-25.98	-6	Active	Active	05/01/2009			
2013	JAN	FOC	Garbage	Commercial	1275775	TRION WORLDS	551	FOSTER CITY BLVD	M	17.32	0	-17.32	-4	Active	Stopped	05/30/2012	01/01/2013		
2013	JAN	FOC	Garbage	Commercial	1343581	ODESSY PRE-SCHOOL	1151	E HILLSDALE BLVD		0	8.66	8.66	2	New	Active	Active	12/31/2012		
2013	JAN	FOC	Garbage	Commercial	1345826	TRITON PARK	1168	TRITON DR		0	51.96	51.96	12		New		01/10/2013		
2013	JAN	FOC	Garbage	Apartment	1346279	THE PLAZA	1	PLAZA VIEW LN		0	12.99	12.99	3		New		01/21/2013		
2013	JAN	FOC	Garbage	Commercial	1347194	PG & E C/O JOHN SOFRANAC	0	FOSTER CITY BLVD/ TEA		0	17.32	17.32	4		New		01/14/2013		
Garbage Total											290.11	207.84	-82.27						
2013	JAN	FOC	Organics	Commercial	937342	EQUITY OFFICE BPC	919	E HILLSDALE BLVD		0	25.98	25.98	6	Active	Active	05/01/2009			
2013	JAN	FOC	Organics	Commercial	937391	EQUITY OFFICE BPC	989	E HILLSDALE BLVD		0	25.98	25.98	6	Active	Active	05/01/2009			
2013	JAN	FOC	Organics	Commercial	937748	IHOP	531	FOSTER CITY BLVD		43.3	0	-43.3	-10	Active	Active	02/28/2005			
Organics Total											43.3	51.96	8.66						
2013	JAN	FOC	Recycling	Apartment	915876	THE FRANCISCAN APTS	888	FOSTER CITY BLVD		67.55	109.12	41.57	9.6	Active	Active	01/11/1994			
2013	JAN	FOC	Recycling	Apartment	915942	EQUITY RESIDENT/LANTERN COVI	244	ROCK HARBOR LN		0	207.84	207.84	48	Active	Active	04/05/1985			
2013	JAN	FOC	Recycling	Commercial	936534	KC FUNDING LLC	1970	BEACH PARK BLVD		4.16	12.99	8.83	2.04	Active	Active	07/16/2009			
2013	JAN	FOC	Recycling	Commercial	936633	APPLIED BIOSYSTEMS	1149	CHESS DR		64.95	47.63	-17.32	-4	Active	Active	04/07/2000			
2013	JAN	FOC	Recycling	Commercial	937342	EQUITY OFFICE BPC	919	E HILLSDALE BLVD		51.96	69.28	17.32	4	Active	Active	05/01/2009			
2013	JAN	FOC	Recycling	Commercial	937938	GILEAD SCIENCES INC	310	LAKESIDE DR		82.27	108.25	25.98	6	Active	Active	12/22/2004			
2013	JAN	FOC	Recycling	Commercial	938258	COMMERCE PARK FOSTER CITY 3	553	PILGRIM DR		25.98	12.99	-12.99	-3	Active	Active	07/27/1984			
2013	JAN	FOC	Recycling	Commercial	1119353	RSNA YUM! TACO BELL 03049	1131	TRITON DR		51.96	38.97	-12.99	-3	Active	Active	12/05/2010			
2013	JAN	FOC	Recycling	Commercial	1124775	KB ASSOCIATES	1181	CHESS DR	B	2.08	4.16	2.08	0.48	Active	Active	01/19/2011			
2013	JAN	FOC	Recycling	Commercial	1275775	TRION WORLDS	551	FOSTER CITY BLVD	M	17.32	0	-17.32	-4	Active	Stopped	05/30/2012	01/01/2013		
2013	JAN	FOC	Recycling	Commercial	1343581	ODESSY PRE-SCHOOL	1151	E HILLSDALE BLVD		2.08	4.16	2.08	0.48	New	Active	Active	12/31/2012		
Recycling Total											370.31	615.39	245.08						
2013	JAN	MAT	Garbage	Apartment	916585	JUAN NAPOLES	400	E POPLAR AVE		0	3.46	3.46	0.8	Active	Active	02/25/2005			
2013	JAN	MAT	Garbage	Apartment	917153	HELENE LEWIS	227	ELM ST		25.98	0	-25.98	-6	Active	Stopped	03/01/1986	12/31/2012		
2013	JAN	MAT	Garbage	Apartment	917781	CASAZZA, MIMI	128	HOBART AVE		1.73	0	-1.73	-0.4	Active	Stopped	01/15/2008	01/28/2013		
2013	JAN	MAT	Garbage	Apartment	919662	BECK BROS	1221	S EL CAMINO REAL		64.95	56.29	-8.66	-2	Active	Active	03/01/1986			
2013	JAN	MAT	Garbage	Apartment	920058	BELESIS, ANGELA	129	SOUTH BLVD		4.16	16.63	12.47	2.88	Active	Active	03/01/1986			
2013	JAN	MAT	Garbage	Commercial	939546	EQUITY OFFICE BPC	2755	CAMPUS DR		77.94	51.96	-25.98	-6	Active	Active	05/01/2009			
2013	JAN	MAT	Garbage	Commercial	941781	ETHAN ALLEN TRAVEL	15	E 4TH AVE		0.69	0	-0.69	-0.16	Active	Stopped	10/23/2000	01/30/2013		

RECOLOGY SAN MATEO COUNTY
NET CHANGE REPORT - DETAIL
JANUARY 2013

2013	JAN	MAT	Garbage	Commercial	942102 DRAEGERS MARKET	222 E 4TH AVE	77.94	58.46	-19.48	-4.5	Active	Active	06/01/1997	
2013	JAN	MAT	Garbage	Commercial	942920 MARINERS ISLAND COMM. CHURC	1661 FASHION ISLAND BLVD	4.16	0	-4.16	-0.96	Active	Stopped	03/06/2006	01/17/2013
2013	JAN	MAT	Garbage	Apartment	942987 BISHARA KUBEIN	2575 FLORES ST	4.16	0	-4.16	-0.96	Active	Stopped	01/01/2004	12/31/2012
2013	JAN	MAT	Garbage	Apartment	943175 SHIU SHARON	250 GRAND BLVD	6.24	4.16	-2.08	-0.48	Active	Active	07/01/1995	
2013	JAN	MAT	Garbage	Commercial	944314 EQUITY OFFICE BPC	901 MARINERS ISLAND BLVD	64.95	86.6	21.65	5	Active	Active	05/01/2009	
2013	JAN	MAT	Garbage	Commercial	944553 BAYSHORE ANIMAL HOSPITAL	233 N AMPHLETT BLVD	38.97	0	-38.97	-9	Active	Stopped	05/01/1973	11/01/2012
2013	JAN	MAT	Garbage	Commercial	944579 VETERINARY SURGICAL ASSOC	251 N AMPHLETT BLVD	25.98	0	-25.98	-6	Active	Stopped	10/26/1999	12/31/2012
2013	JAN	MAT	Garbage	Commercial	945527 CASHIN CO	430 N EL CAMINO REAL	8.31	0	-8.31	-1.92	Active	Stopped	10/15/1997	01/22/2013
2013	JAN	MAT	Garbage	Commercial	946806 MICHAEL SEXTON	611 N SAN MATEO DR	1.39	0	-1.39	-0.32	Active	Stopped	09/14/1988	01/16/2013
2013	JAN	MAT	Garbage	Apartment	947630 HERITAGE SHORES	948 PATRICIA AVE	2.77	0	-2.77	-0.64	Active	Stopped	06/01/2010	01/16/2013
2013	JAN	MAT	Garbage	Commercial	947663 CARL MARTIN	350 PENINSULA AVE	4.33	8.66	4.33	1	Active	Active	10/01/2007	
2013	JAN	MAT	Garbage	Commercial	948380 THE CABINETMAKER	936 S AMPHLETT BLVD	0	4.33	4.33	1	Active	Active	08/13/1996	
2013	JAN	MAT	Garbage	Commercial	948414 U, MAN	980 S AMPHLETT BLVD	4.33	0	-4.33	-1	Active	Stopped	09/20/1994	01/15/2013
2013	JAN	MAT	Garbage	Commercial	948703 RED BRICK PIZZA	200 S B ST	0.69	0	-0.69	-0.16	Active	Active	07/09/2007	
2013	JAN	MAT	Garbage	Commercial	948810 SUN'S CHINESE CUISINE	251 S B ST	8.31	4.16	-4.15	-0.96	Active	Active	08/21/2009	
2013	JAN	MAT	Garbage	Apartment	950105 TOWNSEND MANAGEMENT INC.	2600 S DELAWARE ST	0.69	1.39	0.7	0.16	Active	Active	02/03/2010	
2013	JAN	MAT	Garbage	Commercial	953646 NATIONAL WASTE ASSOCIATION	11 W HILLSDALE BLVD	77.94	51.96	-25.98	-6	Active	Active	05/12/1999	
2013	JAN	MAT	Garbage	Commercial	955393 SWEET BREAMS	220 2ND AVE	2.08	0	-2.08	-0.48	Active	Stopped	02/01/2008	12/31/2012
2013	JAN	MAT	Garbage	Commercial	956219 VISIBLE CHANGES	15 43RD AVE	4.16	2.08	-2.08	-0.48	Active	Active	06/07/2004	
2013	JAN	MAT	Garbage	Commercial	1033174 PHO MISS SAIGON	147 E 3RD AVE	4.16	0	-4.16	-0.96	Active	Stopped	09/07/2010	01/21/2013
2013	JAN	MAT	Garbage	Commercial	1033893 VALENTINE NAILS	4200 OLYMPIC AVE	0.69	0.43	-0.26	-0.06	Active	Active	09/07/2010	
2013	JAN	MAT	Garbage	Commercial	1060839 RSNA WEIGHT WATCHERS	21 S B ST	2.08	0	-2.08	-0.48	Active	Stopped	09/07/2010	01/29/2013
2013	JAN	MAT	Garbage	Apartment	1127281 GAN, LILING	1015 HOWARD AVE	0	1.39	1.39	0.32	Active	Active	01/18/2011	
2013	JAN	MAT	Garbage	Commercial	1195080 DANCEVTA	85 43RD AVE	1.39	2.08	0.69	0.16	Active	Active	08/18/2011	
2013	JAN	MAT	Garbage	Commercial	1214378 HEART OF SAN MATEO LLC	37 E 4TH AVE	1.39	2.77	1.38	0.32	Active	Active	10/20/2011	
2013	JAN	MAT	Garbage	Commercial	1246818 BOREL NAILS	65 BOVET RD	0.69	0	-0.69	-0.16	Active	Stopped	02/14/2012	01/02/2013
2013	JAN	MAT	Garbage	Commercial	1283324 KATE ENDRESS	210 S B ST	1.39	0	-1.39	-0.32	Active	Stopped	06/25/2012	12/31/2012
2013	JAN	MAT	Garbage	Commercial	1288265 SWEET DREAMS GARDEN	110 S B ST	1.39	0	-1.39	-0.32	Active	Stopped	07/03/2012	01/30/2013
2013	JAN	MAT	Garbage	Commercial	1297654 STANDARD PACIFIC HOMES	1080 S AMPHLETT BLVD	25.98	51.96	25.98	6	Active	Active	08/06/2012	
2013	JAN	MAT	Garbage	Commercial	1325034 SLM WASTE MGMT PO#TR122612C	31 W HILLSDALE BLVD	43.3	34.64	-8.66	-2	Active	Active	10/04/2012	
2013	JAN	MAT	Garbage	Apartment	1325638 CARLIN WEST APARTMENTS	101 W 24TH AVE	8.31	0	-8.31	-1.92	Active	Active	08/01/2012	
2013	JAN	MAT	Garbage	Commercial	1329168 CITY BUILDING INC.	212 N SAN MATEO DR	2.08	4.16	2.08	0.48	Active	Active	11/01/2012	
2013	JAN	MAT	Garbage	Commercial	1336148 KATZ, KENNETH W.	450 S NORFOLK ST	4.33	0	-4.33	-1	Active	Stopped	10/13/2012	10/13/2012
2013	JAN	MAT	Garbage	Apartment	1336494 CULLINANE, KEVIN	106 W 5TH AVE	2.77	4.16	1.39	0.32	Active	Active	11/29/2012	
2013	JAN	MAT	Garbage	Apartment	1340587 KUBEIN, ROGER	2575 FLORES ST	0	4.16	4.16	0.96	Active	Active	01/01/2013	
2013	JAN	MAT	Garbage	Commercial	1341239 SAGE - SAN MATEO	251 N AMPHLETT BLVD	0	25.98	25.98	6	Active	Active	01/01/2013	
2013	JAN	MAT	Garbage	Apartment	1343326 FOSTER, JOHN	23 41ST AVE	0	0.69	0.69	0.16	Active	New	01/02/2013	
2013	JAN	MAT	Garbage	Commercial	1343433 PREMIER BOUTQUE	132 E 3RD AVE	0	0.69	0.69	0.16	Active	New	01/04/2013	
2013	JAN	MAT	Garbage	Apartment	1343730 SMITH SAN MATEO FAMILY LTD	115 DARTMOUTH RD	0	2.77	2.77	0.64	Active	Active	01/01/2013	
2013	JAN	MAT	Garbage	Commercial	1344498 GOOD DEAL AUTO SALES	909 N AMPHLETT BLVD	0	0.43	0.43	0.1	Active	New	01/08/2013	
2013	JAN	MAT	Garbage	Commercial	1344563 CHU, THI	65 BOVET RD	0	0.69	0.69	0.16	Active	New	01/08/2013	
2013	JAN	MAT	Garbage	Commercial	1344951 H R BLOCK	17 S B ST	0	1.39	1.39	0.32	Active	New	01/07/2013	
2013	JAN	MAT	Garbage	Commercial	1345271 ERNESTO VILLAFUERTE DDS	410 N SAN MATEO DR	0	0.69	0.69	0.16	Active	New	01/11/2013	
2013	JAN	MAT	Garbage	Apartment	1345347 SC PROPERTY AMANGMENTS INC	227 ELM ST	0	25.98	25.98	6	Active	Active	01/01/2013	
2013	JAN	MAT	Garbage	Commercial	1348192 UNIQUE HAIR SOLUTIONS	35 W 25TH AVE	0	0.69	0.69	0.16	Active	New	01/24/2013	
2013	JAN	MAT	Garbage	Commercial	1348556 PESPUCCI	147 E 3RD AVE	0	4.16	4.16	0.96	Active	New	01/22/2013	
2013	JAN	MAT	Garbage	Commercial	1348713 H & R BLOCK	21 41ST AVE	0	1.39	1.39	0.32	Active	New	01/22/2013	
2013	JAN	MAT	Garbage	Commercial	1349745 ANGEL NAILS	4059 PACIFIC BLVD	0	0.69	0.69	0.16	Active	New	01/29/2013	
			Garbage Total				612.8	522.13	-90.67					
2013	JAN	MAT	Organics	Apartment	917153 HELENE LEWIS	227 ELM ST	2.77	0	-2.77	-0.64	Active	Stopped	03/01/1986	12/31/2012
2013	JAN	MAT	Organics	Apartment	940023 BEHLING PROPERTY MGMNT	38 CRYSTAL SPRINGS RD	4.16	2.08	-2.08	-0.48	Active	Active	04/01/2008	
2013	JAN	MAT	Organics	Apartment	943175 SHIU SHARON	250 GRAND BLVD	0	1.39	1.39	0.32	Active	Active	07/01/1995	
2013	JAN	MAT	Organics	Commercial	944579 VETERINARY SURGICAL ASSOC	251 N AMPHLETT BLVD	2.77	0	-2.77	-0.64	Active	Stopped	10/26/1999	12/31/2012
2013	JAN	MAT	Organics	Commercial	948703 RED BRICK PIZZA	200 S B ST	5.54	0	-5.54	-1.28	Active	Active	07/09/2007	
2013	JAN	MAT	Organics	Apartment	950105 TOWNSEND MANAGEMENT INC.	2600 S DELAWARE ST	0.69	0	-0.69	-0.16	Active	Active	02/03/2010	
2013	JAN	MAT	Organics	Commercial	951574 STARBUCKS #9339	3790 S EL CAMINO REAL	0	1.39	1.39	0.32	Active	Active	07/19/2006	
2013	JAN	MAT	Organics	Commercial	952416 THE FISH MARKET	1855 S NORFOLK ST	73.61	64.95	-8.66	-2	Active	Active	09/16/1983	
2013	JAN	MAT	Organics	Commercial	952457 SPECIALTY CAFE & BAKERY	1886 S NORFOLK ST	12.99	8.66	-4.33	-1	Active	Active	10/15/2007	
2013	JAN	MAT	Organics	Commercial	952481 PROMETHEUS REAL ESTATE MS #	1900 S NORFOLK ST	34.64	25.98	-8.66	-2	Active	Active	06/26/1984	
2013	JAN	MAT	Organics	Apartment	1277102 808 LAUREL APARTMENTS	808 LAUREL AVE	1.39	0	-1.39	-0.32	Active	Active	06/01/2012	
2013	JAN	MAT	Organics	Commercial	1341239 SAGE - SAN MATEO	251 N AMPHLETT BLVD	0	2.77	2.77	0.64	Active	Active	01/01/2013	
2013	JAN	MAT	Organics	Apartment	1343730 SMITH SAN MATEO FAMILY LTD	115 DARTMOUTH RD	0	2.08	2.08	0.48	Active	Active	01/01/2013	
			Organics Total				138.56	109.3	-29.26					
2013	JAN	MAT	Recycling	Apartment	916213 THE BERMUDA APARTMENTS	849 BERMUDA DR	4.16	8.31	4.15	0.96	Active	Active	02/07/1994	

RECOLOGY SAN MATEO COUNTY
NET CHANGE REPORT - DETAIL
JANUARY 2013

2013	JAN	MAT	Recycling	Apartment	917153 HELENE LEWIS	227 ELM ST	8.31	0	-8.31	-1.92	Active	Stopped	03/01/1986	12/31/2012
2013	JAN	MAT	Recycling	Apartment	917781 CASAZZA, MIMI	128 HOBART AVE	4.16	0	-4.16	-0.96	Active	Stopped	01/15/2008	01/28/2013
2013	JAN	MAT	Recycling	Apartment	920769 DANTE AND MARY GIOSSO F.L.P.	100 24TH AVE	0	2.77	2.77	0.64	Active	Active	05/20/2003	
2013	JAN	MAT	Recycling	Commercial	939397 RED ROBIN #196	2204 BRIDGEPOINTE PKWY	77.94	51.96	-25.98	-6	Active	Active	09/01/2008	
2013	JAN	MAT	Recycling	Commercial	939546 EQUITY OFFICE BPC	2755 CAMPUS DR	51.96	34.64	-17.32	-4	Active	Active	05/01/2009	
2013	JAN	MAT	Recycling	Apartment	939793 WASTE REMEDIES	3204 CASA DE CAMPO	95.26	69.28	-25.98	-6	Active	Active	11/01/2005	
2013	JAN	MAT	Recycling	Commercial	940304 HILLSDALE CAR CARE	254 E HILLSDALE BLVD	4.33	8.66	4.33	1	Active	Active	12/01/2009	
2013	JAN	MAT	Recycling	Commercial	940668 T W AUTO MOTOR	412 E 2ND AVE	2.08	4.16	2.08	0.48	Active	Active	06/01/2007	
2013	JAN	MAT	Recycling	Commercial	941781 ETHAN ALLEN TRAVEL	15 E 4TH AVE	2.08	0	-2.08	-0.48	Active	Stopped	10/23/2000	01/30/2013
2013	JAN	MAT	Recycling	Commercial	942896 CENTURY CENTRE II	1400 FASHION ISLAND BLVD	77.94	155.88	77.94	18	Active	Active	10/16/1996	
2013	JAN	MAT	Recycling	Commercial	942920 MARINERS ISLAND COMM. CHURC	1661 FASHION ISLAND BLVD	2.08	0	-2.08	-0.48	Active	Stopped	03/06/2006	01/17/2013
2013	JAN	MAT	Recycling	Apartment	942987 BISHARA KUBEIN	2575 FLORES ST	4.16	0	-4.16	-0.96	Active	Stopped	01/01/2004	12/31/2012
2013	JAN	MAT	Recycling	Commercial	943027 FRANKLIN TEMPLETON INVESTME	1 FRANKLIN PKWY 910	64.95	51.96	-12.99	-3	Active	Active	02/01/2008	
2013	JAN	MAT	Recycling	Commercial	943043 FRANKLIN TEMPLETON INVESTME	1 FRANKLIN PKWY 960	64.95	51.96	-12.99	-3	Active	Active	05/18/2001	
2013	JAN	MAT	Recycling	Commercial	943050 FRANKLIN TEMPLETON INVESTME	1 FRANKLIN PKWY 970	64.95	51.96	-12.99	-3	Active	Active	02/01/2008	
2013	JAN	MAT	Recycling	Commercial	944306 KEYNOTE SYSTEM INC.PROJECT I	777 MARINERS ISLAND BLVD	25.98	51.96	25.98	6	Active	Active	10/01/1988	
2013	JAN	MAT	Recycling	Commercial	944314 EQUITY OFFICE BPC	901 MARINERS ISLAND BLVD	77.94	129.9	51.96	12	Active	Active	05/01/2009	
2013	JAN	MAT	Recycling	Commercial	944579 VETERINARY SURGICAL ASSOC	251 N AMPHLETT BLVD	8.66	0	-8.66	-2	Active	Stopped	10/26/1999	12/31/2012
2013	JAN	MAT	Recycling	Commercial	945527 CASHIN CO	430 N EL CAMINO REAL	6.24	0	-6.24	-1.44	Active	Stopped	10/15/1997	01/22/2013
2013	JAN	MAT	Recycling	Apartment	947580 ARCHSTONE SAN MATEO ACH000	1101 PARK PL	207.84	0	-207.84	-48	Active	Stopped	09/15/2006	01/15/2013
2013	JAN	MAT	Recycling	Apartment	947630 HERITAGE SHORES	948 PATRICIA AVE	4.16	0	-4.16	-0.96	Active	Stopped	06/01/2010	01/16/2013
2013	JAN	MAT	Recycling	Commercial	948380 THE CABINETMAKER	936 S AMPHLETT BLVD	0	2.08	2.08	0.48	Active	Active	08/13/1996	
2013	JAN	MAT	Recycling	Commercial	948414 U, MAN	980 S AMPHLETT BLVD	1.39	0	-1.39	-0.32	Active	Stopped	09/20/1994	01/15/2013
2013	JAN	MAT	Recycling	Commercial	948810 SUN'S CHINESE CUISINE	251 S B ST	0	2.08	2.08	0.48	Active	Active	08/21/2009	
2013	JAN	MAT	Recycling	Commercial	950600 PAJA INVESTMENTS	1701 S EL CAMINO REAL	51.96	77.94	25.98	6	Active	Active	06/07/1996	
2013	JAN	MAT	Recycling	Commercial	951343 AH SAM	2645 S EL CAMINO REAL	367.88	363.72	-4.16	-0.96	Active	Active	06/20/1997	
2013	JAN	MAT	Recycling	Commercial	951574 STARBUCKS #9339	3790 S EL CAMINO REAL	17.32	25.98	8.66	2	Active	Active	07/19/2006	
2013	JAN	MAT	Recycling	Commercial	952457 SPECIALTY CAFE & BAKERY	1886 S NORFOLK ST	30.14	25.98	-4.16	-0.96	Active	Active	10/15/2007	
2013	JAN	MAT	Recycling	Apartment	953612 EDGEWATER ISLE HOA	1660 VISTA DEL SOL	86.6	51.96	-34.64	-8	Active	Active	03/13/1985	
2013	JAN	MAT	Recycling	Commercial	953646 NATIONAL WASTE ASSOCIATION	11 W HILLSDALE BLVD	0	51.96	51.96	12	Active	Active	05/12/1999	
2013	JAN	MAT	Recycling	Commercial	953984 SAN MATEO COUNTY COMM	1700 W HILLSDALE BLVD	545.58	519.6	-25.98	-6	Active	Active	06/23/1986	
2013	JAN	MAT	Recycling	Apartment	954743 YIM, LARRY	20 W 5TH AVE	4.16	0	-4.16	-0.96	Active	Active	09/24/2007	
2013	JAN	MAT	Recycling	Commercial	954966 WISNOM HARDWARE	0 1ST AVE	64.95	38.97	-25.98	-6	Active	Active	07/23/1982	
2013	JAN	MAT	Recycling	Commercial	955393 SWEET BREAMS	220 2ND AVE	2.77	0	-2.77	-0.64	Active	Stopped	02/01/2008	12/31/2012
2013	JAN	MAT	Recycling	Commercial	956375 STRAITS MANAGEMENT CO	1122 7TH AVE	2.77	0.69	-2.08	-0.48	Active	Active	12/12/2006	
2013	JAN	MAT	Recycling	Commercial	1033174 PHO MISS SAIGON	147 E 3RD AVE	8.66	0	-8.66	-2	Active	Stopped	09/07/2010	01/21/2013
2013	JAN	MAT	Recycling	Commercial	1060839 RSNA WEIGHT WATCHERS	21 S B ST	2.08	0	-2.08	-0.48	Active	Stopped	09/07/2010	01/29/2013
2013	JAN	MAT	Recycling	Commercial	1195080 DANCEVTA	85 43RD AVE	1.39	2.08	0.69	0.16	Active	Active	08/18/2011	
2013	JAN	MAT	Recycling	Commercial	1246818 BOREL NAILS	65 BOVET RD	2.08	0	-2.08	-0.48	Active	Stopped	02/14/2012	01/02/2013
2013	JAN	MAT	Recycling	Commercial	1269992 FRANKLIN TEMPLETON INVESTME	1 FRANKLIN PKWY 920	64.95	51.96	-12.99	-3	Active	Active	05/17/2012	
2013	JAN	MAT	Recycling	Commercial	1283324 KATE ENDRESS	210 S B ST	1.39	0	-1.39	-0.32	Active	Stopped	06/25/2012	12/31/2012
2013	JAN	MAT	Recycling	Commercial	1288265 SWEET DREAMS GARDEN	110 S B ST	2.08	0	-2.08	-0.48	Active	Stopped	07/03/2012	01/30/2013
2013	JAN	MAT	Recycling	Commercial	1297654 STANDARD PACIFIC HOMES	1080 S AMPHLETT BLVD	25.98	51.96	25.98	6	Active	Active	08/06/2012	
2013	JAN	MAT	Recycling	Commercial	1324789 HAPPY NOODLES	153 S B ST	0	1.39	1.39	0.32	Active	Active	10/01/2012	
2013	JAN	MAT	Recycling	Apartment	1340587 KUBEIN, ROGER	2575 FLORES ST	0	4.16	4.16	0.96	Active	Active	01/01/2013	
2013	JAN	MAT	Recycling	Commercial	1341239 SAGE - SAN MATEO	251 N AMPHLETT BLVD	0	8.66	8.66	2	Active	Active	01/01/2013	
2013	JAN	MAT	Recycling	Apartment	1343326 FOSTER, JOHN	23 41ST AVE	0	2.08	2.08	0.48	New	New	01/02/2013	
2013	JAN	MAT	Recycling	Commercial	1343433 PREMIER BOUTQUE	132 E 3RD AVE	0	2.08	2.08	0.48	New	New	01/04/2013	
2013	JAN	MAT	Recycling	Apartment	1343730 SMITH SAN MATEO FAMILY LTD	115 DARTMOUTH RD	0	4.16	4.16	0.96	Active	Active	01/01/2013	
2013	JAN	MAT	Recycling	Commercial	1344498 GOOD DEAL AUTO SALES	909 N AMPHLETT BLVD	0	1.39	1.39	0.32	New	New	01/08/2013	
2013	JAN	MAT	Recycling	Commercial	1344563 CHU, THI	65 BOVET RD	0	2.08	2.08	0.48	New	New	01/08/2013	
2013	JAN	MAT	Recycling	Commercial	1344951 H R BLOCK	17 S B ST	0	0.69	0.69	0.16	New	New	01/07/2013	
2013	JAN	MAT	Recycling	Commercial	1345271 ERNESTO VILLAFUERTE DDS	410 N SAN MATEO DR	0	4.16	4.16	0.96	New	New	01/11/2013	
2013	JAN	MAT	Recycling	Apartment	1345347 SC PROPERTY MANAGEMENT INC	227 ELM ST	0	8.31	8.31	1.92	Active	Active	01/01/2013	
2013	JAN	MAT	Recycling	Commercial	1348192 UNIQUE HAIR SOLUTIONS	35 W 25TH AVE A	0	0.69	0.69	0.16	New	New	01/24/2013	
2013	JAN	MAT	Recycling	Apartment	1348473 ARCHSTONE SAN MATEO ACH000	1101 PARK PL	0	207.84	207.84	48	New	New	01/22/2013	
2013	JAN	MAT	Recycling	Commercial	1348556 PESPUCCI	147 E 3RD AVE	0	8.66	8.66	2	New	New	01/22/2013	
2013	JAN	MAT	Recycling	Commercial	1348713 H & R BLOCK	21 41ST AVE	0	2.08	2.08	0.48	New	New	01/22/2013	
Recycling Total							2144.26	2198.79	54.53					
2013	JAN	MPK	Garbage	Commercial	957829 ORACLE AMERICA INC	260 CONSTITUTION DR	51.96	34.64	-17.32	-4	Active	Active	04/14/2010	
2013	JAN	MPK	Garbage	Commercial	957852 TYCO THERMAL CONTROLS	307 CONSTITUTION DR	69.28	0	-69.28	-16	Active	Stopped	11/01/2009	12/31/2012
2013	JAN	MPK	Garbage	Commercial	960203 DESIGNCO	3641 HAVEN AVE	12.99	8.66	-4.33	-1	Active	Active	12/22/1998	
2013	JAN	MPK	Garbage	Commercial	962761 GRAY, OSCAR	647 PIERCE RD	4.33	5.02	0.69	0.16	Active	Active	12/01/1991	
2013	JAN	MPK	Garbage	Commercial	962902 SRI INTERNATIONAL	333 RAVENSWOOD AVE	38.97	0	-38.97	-9	Active	Active	11/07/2005	

RECOLOGY SAN MATEO COUNTY
NET CHANGE REPORT - DETAIL
JANUARY 2013

2013	JAN	MPK	Garbage	Apartment	963264	REEDER, RALPH	963	ROBLE AVE	2.77	0	-2.77	-0.64	Active	Stopped	03/01/1986	12/31/2012
2013	JAN	MPK	Garbage	Commercial	963868	DUCA & HANLEY PROP INC	725	SANTA CRUZ AVE	8.66	17.32	8.66	2	Active	Active	03/01/1986	
2013	JAN	MPK	Garbage	Apartment	1092832	SHARON OAKS ASSOCIATION	2406	SHARON OAKS DR	0.69	0.43	-0.26	-0.06	Active	Active	01/01/2011	
2013	JAN	MPK	Garbage	Commercial	1134022	OBRIEN DRIVE PORTFOLO, LLC	1165	OBRIEN DR	12.99	25.98	12.99	3	Active	Active	02/09/2011	
2013	JAN	MPK	Garbage	Commercial	1184910	MALVINO-RAFFERTY, JOANNA	3549	HAVEN AVE	4.33	0	-4.33	-1	Active	Stopped	07/20/2011	01/09/2013
2013	JAN	MPK	Garbage	Commercial	1207125	MARSH RD ASSOCIATES	990	MARSH RD	25.98	12.99	-12.99	-3	Active	Active	09/16/2011	
2013	JAN	MPK	Garbage	Commercial	1316942	FEY ENTERPRISE	1352	EL CAMINO REAL	0	8.66	8.66	2	Active	Active	10/04/2012	
2013	JAN	MPK	Garbage	Commercial	1341189	ZUCKERBERG MEDIA	960	OBRIEN DR	0	2.08	2.08	0.48		New	01/02/2013	
2013	JAN	MPK	Garbage	Commercial	1346055	INTUIT MPK3	200	JEFFERSON DR	0	43.3	43.3	10		New	01/21/2013	
2013	JAN	MPK	Garbage	Commercial	1346360	OLIVER LUXURY REAL STATE	705	OAK GROVE AVE	0	2.08	2.08	0.48		New	01/15/2013	
2013	JAN	MPK	Garbage	Commercial	1347350	PENTAIR THERMAL MANAGEMENT	307	CONSTITUTION DR	0	69.28	69.28	16		Active	01/01/2013	
2013	JAN	MPK	Garbage	Commercial	1348382	SAHIWAS, INDIRA DR.	150	MIDDLEFIELD RD	0	0.69	0.69	0.16		New	01/22/2013	
2013	JAN	MPK	Garbage	Commercial	1348390	PG& E CONSTRUCTIONS	1102	DEL NORTE AVE	0	25.98	25.98	6		New	01/23/2013	
2013	JAN	MPK	Garbage	Commercial	1348895	CLEAN FILTRATION TECHNOLOGY	1215	CHRYSLER DR	0	4.33	4.33	1		New	01/28/2013	
2013	JAN	MPK	Garbage	Commercial	1349315	BUBBLE	728	SANTA CRUZ AVE	0	0.69	0.69	0.16		New	01/28/2013	02/05/2013
2013	JAN	MPK	Garbage	Apartment	1349901	MOONEY,JOHN	110	NEWBRIDGE ST	0	0.43	0.43	0.1		New	01/31/2013	
Garbage Total									232.95	262.56	29.61					
2013	JAN	MPK	Organics	Commercial	957852	TYCO THERMAL CONTROLS	307	CONSTITUTION DR	1.39	0	-1.39	-0.32	Active	Stopped	11/01/2009	12/31/2012
2013	JAN	MPK	Organics	Commercial	960567	INTUIT MPK1	180	JEFFERSON DR	43.3	25.98	-17.32	-4	Active	Active	08/01/2007	
2013	JAN	MPK	Organics	Commercial	961771	VALLOMBROSA CENTER	250	OAK GROVE AVE	0	17.32	17.32	4	Active	Active	02/01/1983	
2013	JAN	MPK	Organics	Apartment	962043	TOWN PACIFIC HOA	718	OAK GROVE AVE	0	2.08	2.08	0.48	Active	Active	10/08/1996	
2013	JAN	MPK	Organics	Commercial	962761	GRAY, OSCAR	647	PIERCE RD	0	2.08	2.08	0.48	Active	Active	12/01/1991	
2013	JAN	MPK	Organics	Commercial	1168467	AMICIS EAST COAST PIZZERIA	880	SANTA CRUZ AVE	11.08	16.63	5.55	1.28	Active	Active	06/01/2011	
2013	JAN	MPK	Organics	Commercial	1192889	FACEBOOK INC	1601	WILLOW RD	110	173.2	69.28	16	Active	Active	07/20/2011	
2013	JAN	MPK	Organics	Commercial	1253228	KILROY REALTY L.P.	4400	BOHANNON DR	51.96	0	-51.96	-12	Active	Active	03/09/2012	
2013	JAN	MPK	Organics	Commercial	1341270	MENLO SQUARE	1165	MERRILL ST	11.08	0	-11.08	-2.56	New	Active	12/18/2012	
2013	JAN	MPK	Organics	Commercial	1346139	SUSIE CAKES	642	SANTA CRUZ AVE	0	1.39	1.39	0.32		New	01/09/2013	
2013	JAN	MPK	Organics	Commercial	1347350	PENTAIR THERMAL MANAGEMENT	307	CONSTITUTION DR	0	1.39	1.39	0.32		Active	01/01/2013	
Organics Total									222.73	240.07	17.34					
2013	JAN	MPK	Recycling	Apartment	922112	MANI SINGH	845	PIERCE RD	0	8.66	8.66	2	Active	Active	10/08/1992	
2013	JAN	MPK	Recycling	Commercial	957035	KORNBERG ASSOC	687	BAY RD	4.16	2.08	-2.08	-0.48	Active	Active	07/17/1985	
2013	JAN	MPK	Recycling	Commercial	957829	ORACLE AMERICA INC	260	CONSTITUTION DR	38.97	12.99	-25.98	-6	Active	Active	04/14/2010	
2013	JAN	MPK	Recycling	Commercial	957852	TYCO THERMAL CONTROLS	307	CONSTITUTION DR	21.65	0	-21.65	-5	Active	Stopped	11/01/2009	12/31/2012
2013	JAN	MPK	Recycling	Commercial	958256	KOMA JAPANESE RESTAURANT	211	EL CAMINO REAL	1.39	2.08	0.69	0.16	Active	Active	03/10/2004	
2013	JAN	MPK	Recycling	Commercial	960187	GOODMAN BALL	3639	HAVEN AVE	25.98	38.97	12.99	3	Active	Active	04/06/1987	
2013	JAN	MPK	Recycling	Commercial	961045	BOHANNON ASSOC	1020	MARSH RD	28.06	0	-28.06	-6.48	Active	Active	07/09/1984	
2013	JAN	MPK	Recycling	Commercial	961052	BOHANNON ASSOC	1060	MARSH RD	32.91	0	-32.91	-7.6	Active	Active	03/18/1985	
2013	JAN	MPK	Recycling	Commercial	962498	OFFICEMAX INC	1315	OBRIEN DR	0	12.99	12.99	3	Active	Active	02/21/1991	
2013	JAN	MPK	Recycling	Commercial	962761	GRAY, OSCAR	647	PIERCE RD	0	1.39	1.39	0.32	Active	Active	12/01/1991	
2013	JAN	MPK	Recycling	Apartment	963264	REEDER, RALPH	963	ROBLE AVE	4.16	0	-4.16	-0.96	Active	Stopped	03/01/1986	12/31/2012
2013	JAN	MPK	Recycling	Commercial	963504	ROSEWOOD SAND HILL	2825	SAND HILL RD	124.7	0	-124.7	-28.8	Active	Active	04/01/2009	
2013	JAN	MPK	Recycling	Apartment	1092832	SHARON OAKS ASSOCIATION	2406	SHARON OAKS DR	1.39	0.69	-0.7	-0.16	Active	Active	01/01/2011	
2013	JAN	MPK	Recycling	Commercial	1134022	OBRIEN DRIVE PORTFOLO, LLC	1165	OBRIEN DR	12.99	25.98	12.99	3	Active	Active	02/09/2011	
2013	JAN	MPK	Recycling	Commercial	1148618	MEX TO GO	1081	EL CAMINO REAL	51.96	25.98	-25.98	-6	Active	Active	02/01/2011	
2013	JAN	MPK	Recycling	Commercial	1184910	MALVINO-RAFFERTY, JOANNA	3549	HAVEN AVE	2.08	0	-2.08	-0.48	Active	Stopped	07/20/2011	01/09/2013
2013	JAN	MPK	Recycling	Commercial	1192889	FACEBOOK INC	1601	WILLOW RD	259.8	389.7	129.9	30	Active	Active	07/20/2011	
2013	JAN	MPK	Recycling	Commercial	1207125	MARSH RD ASSOCIATES	990	MARSH RD	25.98	12.99	-12.99	-3	Active	Active	09/16/2011	
2013	JAN	MPK	Recycling	Apartment	1293760	SPIEKER COMPANIES	782	COLEMAN AVE	8.31	8.66	0.35	0.08	Active	Active	07/19/2012	
2013	JAN	MPK	Recycling	Commercial	1316942	FEY ENTERPRISE	1352	EL CAMINO REAL	0	4.33	4.33	1	Active	Active	10/04/2012	
2013	JAN	MPK	Recycling	Commercial	1341189	ZUCKERBERG MEDIA	960	OBRIEN DR	0	2.08	2.08	0.48		New	01/02/2013	
2013	JAN	MPK	Recycling	Commercial	1346055	INTUIT MPK3	200	JEFFERSON DR	0	64.95	64.95	15		New	01/21/2013	
2013	JAN	MPK	Recycling	Commercial	1346139	SUSIE CAKES	642	SANTA CRUZ AVE	0	1.39	1.39	0.32		New	01/09/2013	
2013	JAN	MPK	Recycling	Commercial	1346360	OLIVER LUXURY REAL STATE	705	OAK GROVE AVE	0	2.08	2.08	0.48		New	01/15/2013	
2013	JAN	MPK	Recycling	Commercial	1347350	PENTAIR THERMAL MANAGEMENT	307	CONSTITUTION DR	0	21.65	21.65	5		Active	01/01/2013	
2013	JAN	MPK	Recycling	Commercial	1348382	SAHIWAS, INDIRA DR.	150	MIDDLEFIELD RD	0	1.39	1.39	0.32		New	01/22/2013	
2013	JAN	MPK	Recycling	Commercial	1348895	CLEAN FILTRATION TECHNOLOGY	1215	CHRYSLER DR	0	4.16	4.16	0.96		New	01/28/2013	
2013	JAN	MPK	Recycling	Commercial	1349315	BUBBLE	728	SANTA CRUZ AVE	0	8.66	8.66	2		New	01/28/2013	02/05/2013
2013	JAN	MPK	Recycling	Apartment	1349901	MOONEY,JOHN	110	NEWBRIDGE ST	0	1.39	1.39	0.32		New	01/31/2013	
Recycling Total									644.49	655.24	10.75					
2013	JAN	NFO	Garbage	Commercial	1003086	STEWART PAINTING	830	CHARTER ST	8.66	12.99	4.33	1	Active	Active	05/11/2005	
2013	JAN	NFO	Garbage	Commercial	1003276	MAITA DISTRIBUTING ACCT PAYBL	3151	EDISON WAY	17.32	25.98	8.66	2	Active	Active	06/04/1986	
2013	JAN	NFO	Garbage	Commercial	1003508	ENTERPRISE RENT A CAR	2821	EL CAMINO REAL	4.33	0	-4.33	-1	Active	Active	04/01/1996	
2013	JAN	NFO	Garbage	Commercial	1004787	SEVEN MARES	2809	MIDDLEFIELD RD	17.32	4.33	-12.99	-3	Active	Active	11/11/1988	
2013	JAN	NFO	Garbage	Commercial	1005628	HIGH PERFORMANCE HOUSE	2431	SPRING ST	4.33	2.08	-2.25	-0.52	Active	Active	03/07/1986	

RECOLOGY SAN MATEO COUNTY
NET CHANGE REPORT - DETAIL
JANUARY 2013

2013	JAN	NFO	Garbage	Commercial	1202407	MIKE'S AUTOMOTIVE	2670	MIDDLEFIELD RD	0.69	0	-0.69	-0.16	Active	Stopped	09/01/2011	01/10/2013	
2013	JAN	NFO	Garbage	Commercial	1324573	REPUBLIC SERVICES	2693	EL CAMINO REAL	38.97	0	-38.97	-9	Active	Stopped	10/17/2012	01/22/2013	
2013	JAN	NFO	Garbage	Commercial	1337286	AM PARTY RENTALS, INC.	2636	SPRING ST	1.39	0	-1.39	-0.32	New	Active		12/03/2012	
2013	JAN	NFO	Garbage	Commercial	1345412	TOSETTI INSTITUTE OF MMA	816	WARRINGTON AVE	0	0.69	0.69	0.16		New		01/09/2013	
2013	JAN	NFO	Garbage	Commercial	1346949	DOLAN FOSTER ENTERPRISES LL	2693	EL CAMINO REAL	0	38.97	38.97	9		New		01/23/2013	
2013	JAN	NFO	Garbage	Commercial	1349026	THE FIT KIDS FOUNDATION	2682	MIDDLEFIELD RD	P	0	0.69	0.69	0.16		New		01/30/2013
2013	JAN	NFO	Garbage	Commercial	1350776	OK RADIATOR CO.	2670	MIDDLEFIELD RD		0	0.69	0.69	0.16		New		01/31/2013
Garbage Total										93.01	86.42	-6.59					
2013	JAN	NFO	Organics	Commercial	1004787	SEVEN MARES	2809	MIDDLEFIELD RD		0	12.99	12.99	3	Active	Active		11/11/1988
Organics Total										0	12.99	12.99					
2013	JAN	NFO	Recycling	Commercial	1003540	MAN PROPERTY	2881	EL CAMINO REAL	C	0	1.39	1.39	0.32	Active	Active		07/08/1988
2013	JAN	NFO	Recycling	Commercial	1005370	MICHOCAN PRODUCE MARKET	3380	MIDDLEFIELD RD		12.99	0	-12.99	-3	Active	Active		02/04/2010
2013	JAN	NFO	Recycling	Apartment	1006931	MARTINO, JOHN	216	BERKSHIRE AVE		0	4.16	4.16	0.96	Active	Active		11/20/1985
2013	JAN	NFO	Recycling	Commercial	1202407	MIKE'S AUTOMOTIVE	2670	MIDDLEFIELD RD		2.08	0	-2.08	-0.48	Active	Stopped		09/01/2011 01/10/2013
2013	JAN	NFO	Recycling	Commercial	1324573	REPUBLIC SERVICES	2693	EL CAMINO REAL		77.94	0	-77.94	-18	Active	Stopped		10/17/2012 01/22/2013
2013	JAN	NFO	Recycling	Commercial	1337286	AM PARTY RENTALS, INC.	2636	SPRING ST		2.08	0	-2.08	-0.48	New	Active		12/03/2012
2013	JAN	NFO	Recycling	Commercial	1345412	TOSETTI INSTITUTE OF MMA	816	WARRINGTON AVE		0	1.39	1.39	0.32		New		01/09/2013
2013	JAN	NFO	Recycling	Commercial	1346949	DOLAN FOSTER ENTERPRISES LL	2693	EL CAMINO REAL		0	77.94	77.94	18		New		01/23/2013
2013	JAN	NFO	Recycling	Commercial	1349026	THE FIT KIDS FOUNDATION	2682	MIDDLEFIELD RD	P	0	1.39	1.39	0.32		New		01/30/2013
2013	JAN	NFO	Recycling	Commercial	1350776	OK RADIATOR CO.	2670	MIDDLEFIELD RD		0	2.08	2.08	0.48		New		01/31/2013
Recycling Total										95.09	88.35	-6.74					
2013	JAN	RWC	Garbage	Apartment	923649	JOHN DOHERTY	177	DUANE ST		2.08	0	-2.08	-0.48	Active	Stopped		02/01/1996 01/25/2013
2013	JAN	RWC	Garbage	Apartment	925719	BLANCA UGARTE	3532	ROLISON RD		8.66	0	-8.66	-2	Active	Stopped		02/01/2003 01/08/2013
2013	JAN	RWC	Garbage	Apartment	926006	VENTURES STATES OF JOSEPH	201	STANDISH ST		6.24	4.16	-2.08	-0.48	Active	Stopped		01/01/1996 01/31/2013
2013	JAN	RWC	Garbage	Apartment	926121	JOYCE WANG	517	VERA AVE		6.24	0	-6.24	-1.44	Active	Stopped		08/02/2006 01/22/2013
2013	JAN	RWC	Garbage	Commercial	966051	LEE, MARY	133	ARCH ST		4.16	6.24	2.08	0.48	Active	Active		11/28/1995
2013	JAN	RWC	Garbage	Commercial	966481	BAY PORT MARINA PLAZA	643	BAIR ISLAND RD		103.92	0	-103.92	-24	Active	Stopped		11/01/1983 01/11/2013
2013	JAN	RWC	Garbage	Apartment	966739	PEREZ, AMADOR	510	BEECH ST		17.32	25.98	8.66	2	Active	Active		04/16/1996
2013	JAN	RWC	Garbage	Commercial	967323	BRIDGE PARK PTNRS	370	BRIDGE PKWY		38.97	51.96	12.99	3	Active	Active		12/17/1983
2013	JAN	RWC	Garbage	Commercial	967349	WESTPORT OFFICE PARK LLC	1600	BRIDGE PKWY		38.97	25.98	-12.99	-3	Active	Active		08/19/2005
2013	JAN	RWC	Garbage	Commercial	967356	WESTPORT OFFICE PARK LLC	1800	BRIDGE PKWY		38.97	25.98	-12.99	-3	Active	Active		08/18/2005
2013	JAN	RWC	Garbage	Commercial	967364	HARVEST PROPERTIES	2000	BRIDGE PKWY		51.96	38.97	-12.99	-3	Active	Active		08/19/2005
2013	JAN	RWC	Garbage	Apartment	969006	MCCARTHY KELLI	822	CASSIA ST		2.08	0	-2.08	-0.48	Active	Stopped		11/14/1990 01/23/2013
2013	JAN	RWC	Garbage	Commercial	969261	APNICURE	900	CHESAPEAKE DR		8.66	12.99	4.33	1	Active	Active		08/19/2009
2013	JAN	RWC	Garbage	Commercial	971804	SUKHRAJ, INC.	2550	EL CAMINO REAL		4.33	0	-4.33	-1	Active	Stopped		03/01/1997 01/10/2013
2013	JAN	RWC	Garbage	Apartment	972331	WEBSTER, JUDY	1545	GORDON ST		4.16	0	-4.16	-0.96	Active	Stopped		12/04/2008 01/17/2013
2013	JAN	RWC	Garbage	Commercial	972406	COUNTY OF SAN MATEO-GEN SEF	710	HAMILTON ST		0	0.69	0.69	0.16	Active	Active		04/14/2008
2013	JAN	RWC	Garbage	Commercial	972679	EOPLEX TECH	3698	HAVEN AVE		4.33	0	-4.33	-1	Active	Stopped		09/30/2004 01/03/2013
2013	JAN	RWC	Garbage	Apartment	973339	SULLIVON PARTNERSHIP	416	JACKSON AVE		6.24	8.31	2.07	0.48	Active	Active		06/01/2007
2013	JAN	RWC	Garbage	Apartment	973420	UNION PACIFIC RR	10	JAMES AVE		6.24	0	-6.24	-1.44	Active	Stopped		07/01/1999 01/08/2013
2013	JAN	RWC	Garbage	Commercial	975938	LOVAZZANO MECHANICAL	113	MONROE ST		2.08	0	-2.08	-0.48	Active	Stopped		01/01/1996 01/30/2013
2013	JAN	RWC	Garbage	Commercial	976514	CODEXIS INC	200	PENOBSCOT DR		43.3	25.98	-17.32	-4	Active	Active		03/23/2005
2013	JAN	RWC	Garbage	Apartment	978254	GLENN REID	901	SHASTA ST		0.69	0	-0.69	-0.16	Active	Stopped		05/30/2007 01/02/2013
2013	JAN	RWC	Garbage	Commercial	978908	WATERFRONT RESTAURANT	1	UCCELLI BLVD		4.33	0	-4.33	-1	Active	Stopped		08/19/2002 01/07/2013
2013	JAN	RWC	Garbage	Commercial	979278	J&E ESPERANCA INVII LLC	1103	VETERANS BLVD		51.96	0	-51.96	-12	Active	Stopped		11/01/2005 01/23/2013
2013	JAN	RWC	Garbage	Commercial	980169	YATSING RESTAURANT	38	WOODSIDE PLZ		4.33	8.66	4.33	1	Active	Active		10/20/2004
2013	JAN	RWC	Garbage	Apartment	1091149	REDWOOD MOBILE ESTATES #03:	2053	E BAYSHORE RD	033	0.69	0	-0.69	-0.16	Active	Active		01/01/2011
2013	JAN	RWC	Garbage	Commercial	1124635	RIMERA NUTRITION	2516	EL CAMINO REAL		25.98	0	-25.98	-6	Active	Stopped		01/17/2011 01/07/2013
2013	JAN	RWC	Garbage	Commercial	1151695	SAKURA TEPPANYAKI & SUSHI	791	MIDDLEFIELD RD		12.99	8.66	-4.33	-1	Active	Active		04/04/2011
2013	JAN	RWC	Garbage	Commercial	1218908	PIZZA PRIMO	3710	FLORENCE ST		2.08	0	-2.08	-0.48	Active	Stopped		11/01/2011 01/09/2013
2013	JAN	RWC	Garbage	Commercial	1221886	VERINATA HEALTH INC.	800	SAGINAW DR		34.64	69.28	34.64	8	Active	Active		11/16/2011
2013	JAN	RWC	Garbage	Commercial	1279694	PLUS, SUSHI	30	WOODSIDE PLZ		4.33	8.66	4.33	1	Active	Active		06/08/2012
2013	JAN	RWC	Garbage	Commercial	1289750	ALLAN LEBOVITZ	1107	SHASTA ST		0.87	4.76	3.89	0.9	Active	Active		07/04/2012
2013	JAN	RWC	Garbage	Commercial	1311406	L L BROWN JEWELERS, INC.	820	MIDDLEFIELD RD		0.43	0	-0.43	-0.1	Active	Stopped		09/21/2012 01/02/2013
2013	JAN	RWC	Garbage	Commercial	1320878	WESTPORT OFFICE PARK LLC	800	BRIDGE PKWY		38.97	51.96	12.99	3	Active	Active		10/05/2012
2013	JAN	RWC	Garbage	Commercial	1327097	HUNTER STORMS LLC	840	MIDDLEFIELD RD		0.43	0	-0.43	-0.1	Active	Stopped		10/24/2012 01/02/2013
2013	JAN	RWC	Garbage	Apartment	1344795	SINGH, SANJILA	3290	ROLISON RD	296	0	5.54	5.54	1.28		Active		01/01/2013
2013	JAN	RWC	Garbage	Apartment	1345750	ANDY KLEIN	3532	ROLISON RD		0	8.66	8.66	2		New		01/11/2013
2013	JAN	RWC	Garbage	Commercial	1346535	NARAVAIZ, SYLVIA	2510	EL CAMINO REAL		0	8.66	8.66	2		New		01/10/2013
2013	JAN	RWC	Garbage	Commercial	1346550	NUTRITIONAL CARE SALES	2512	EL CAMINO REAL		0	4.33	4.33	1		New		01/10/2013
2013	JAN	RWC	Garbage	Commercial	1346816	BAYPORT PLAZA LLC	643	BAIR ISLAND RD		0	34.64	34.64	8		New		01/18/2013
2013	JAN	RWC	Garbage	Commercial	1347012	DOLAN FOSTER ENTERPRISES LL	1103	VETERANS BLVD		0	51.96	51.96	12		New		01/25/2013
2013	JAN	RWC	Garbage	Commercial	1347632	FUSION FOOD CONCEPTS	2397	BROADWAY ST		0	2.08	2.08	0.48		New		01/15/2013
2013	JAN	RWC	Garbage	Commercial	1348747	ASIAN IMPORT STORE	830	2ND AVE		0	8.66	8.66	2		New		01/24/2013

RECOLOGY SAN MATEO COUNTY
NET CHANGE REPORT - DETAIL
JANUARY 2013

2013	JAN	RWC	Garbage	Apartment	1349331	B.T. PROPERTIES	48	BIRCH ST		0	8.66	8.66		2	New	01/31/2013
2013	JAN	RWC	Garbage	Commercial	1349596	CORBETT, JOHN	820	CASSIA ST		0	2.08	2.08	0.48		New	01/23/2013
2013	JAN	RWC	Garbage	Commercial	1350693	SEQUOIA CLUB OF R.W.C.	1695	BROADWAY ST		0	0.69	0.69	0.16		New	01/31/2013
2013	JAN	RWC	Garbage	Apartment	1350966	VERA REALTY LLC	117	VERA AVE		0	6.24	6.24	1.44		New	01/30/2013
2013	JAN	RWC	Garbage	Apartment	1350990	DOHERTY, JOHN	577	DUANE ST		0	2.08	2.08	0.48		New	01/26/2013
			Garbage Total							581.63	523.5	-58.13				
2013	JAN	RWC	Organics	Commercial	971804	SUKHRAJ,INC.	2550	EL CAMINO REAL		8.66	0	-8.66	-2	Active	Stopped	03/01/1997 01/10/2013
2013	JAN	RWC	Organics	Commercial	972356	MT. CARMEL PARISH SCHOOL	301	GRAND ST		2.77	0	-2.77	-0.64	Active	Active	04/13/1988
2013	JAN	RWC	Organics	Apartment	976498	MIGUEL OCHOA	101	PARK ST		0	1.39	1.39	0.32	Active	Active	01/01/1996
2013	JAN	RWC	Organics	Commercial	978908	WATERFRONT RESTAURANT	1	UCCELLI BLVD		8.66	0	-8.66	-2	Active	Stopped	08/19/2002 01/07/2013
2013	JAN	RWC	Organics	Commercial	980672	J.A. REPETTI	801	WOODSIDE RD	8A	2.77	0	-2.77	-0.64	Active	Active	01/29/2010
2013	JAN	RWC	Organics	Apartment	1213073	CAMINAR	240	LINDEN ST		0	2.08	2.08	0.48	Active	Active	10/10/2011
2013	JAN	RWC	Organics	Commercial	1238724	SOUTH BAY SYSTEM AUTHORITY	1400	RADIO RD		0	2.08	2.08	0.48	Active	Active	09/10/2011
2013	JAN	RWC	Organics	Apartment	1342849	TODD J. FERRARIS	1591	REGENT ST		0	2.08	2.08	0.48	New	Active	12/27/2012
2013	JAN	RWC	Organics	Commercial	1343490	PREMA 9M LLC	999	MAIN ST		0	2.08	2.08	0.48	New	Active	12/27/2012
			Organics Total							22.86	9.71	-13.15				
2013	JAN	RWC	Recycling	Apartment	922922	MRS. DIXIE LEE MEISELBACH	10	BIRCH ST	303	4.16	6.24	2.08	0.48	Active	Active	11/01/1995
2013	JAN	RWC	Recycling	Apartment	922971	HEESUN HONG	780	BRADFORD ST		8.31	8.66	0.35	0.08	Active	Active	11/25/2003
2013	JAN	RWC	Recycling	Apartment	923219	GIUSEPPE RUGGIERO	305	CHESTNUT ST		0	4.16	4.16	0.96	Active	Active	11/01/1997
2013	JAN	RWC	Recycling	Apartment	923276	NAVARRETTE, LUIS	590	CHESTNUT ST		12.47	8.66	-3.81	-0.88	Active	Active	11/18/1988
2013	JAN	RWC	Recycling	Apartment	923631	BAY AREA PROPERTY MANAGEME	176	DUANE ST		2.08	4.16	2.08	0.48	Active	Active	03/21/1995
2013	JAN	RWC	Recycling	Apartment	923649	JOHN DOHERTY	177	DUANE ST		2.77	0	-2.77	-0.64	Active	Stopped	02/01/1996 01/25/2013
2013	JAN	RWC	Recycling	Apartment	924274	NEYLAN PROP.	620	HOPKINS AVE		2.77	4.16	1.39	0.32	Active	Active	06/01/1996
2013	JAN	RWC	Recycling	Apartment	925719	BLANCA UGARTE	3532	ROLISON RD		4.16	0	-4.16	-0.96	Active	Stopped	02/01/2003 01/08/2013
2013	JAN	RWC	Recycling	Apartment	926121	JOYCE WANG	517	VERA AVE		2.08	0	-2.08	-0.48	Active	Stopped	08/02/2006 01/22/2013
2013	JAN	RWC	Recycling	Commercial	965921	MAYFLOWER ASSOCIATES	600	ALLERTON ST		4.16	0	-4.16	-0.96	Active	Active	07/13/1983
2013	JAN	RWC	Recycling	Commercial	966382	DONART MACHINING	1003	ARGUELLO ST		0.69	4.33	3.64	0.84	Active	Active	04/01/1988
2013	JAN	RWC	Recycling	Commercial	966481	BAY PORT MARINA PLAZA	643	BAIR ISLAND RD		51.96	0	-51.96	-12	Active	Stopped	11/01/1983 01/11/2013
2013	JAN	RWC	Recycling	Commercial	967216	THE BREWSTER BUILDING	802	BREWSTER AVE		0	2.08	2.08	0.48	Active	Active	06/09/1995
2013	JAN	RWC	Recycling	Commercial	967281	FIRST METHODIST CHURCH	1234	BREWSTER AVE		10.39	0	-10.39	-2.4	Active	Active	01/01/1996
2013	JAN	RWC	Recycling	Commercial	967737	DENNY'S RESTAURANT	1201	BROADWAY ST		64.95	69.28	4.33	1	Active	Active	04/12/1993
2013	JAN	RWC	Recycling	Commercial	968065	SAN MATEO CO SCHOOLS INS GR	1791	BROADWAY ST		58.2	6.24	-51.96	-12	Active	Active	02/07/1989
2013	JAN	RWC	Recycling	Apartment	969006	MCCARTHY KELLI	822	CASSIA ST		2.08	0	-2.08	-0.48	Active	Stopped	11/14/1990 01/23/2013
2013	JAN	RWC	Recycling	Commercial	970343	AIRE SHEET METAL	1973	E BAYSHORE RD		8.66	0	-8.66	-2	Active	Active	08/01/1990
2013	JAN	RWC	Recycling	Commercial	970681	EDGEWOOD WASH & DRY	508	EL CAMINO REAL		0	1.39	1.39	0.32	Active	Active	05/24/2004
2013	JAN	RWC	Recycling	Commercial	971804	SUKHRAJ,INC.	2550	EL CAMINO REAL		25.98	0	-25.98	-6	Active	Stopped	03/01/1997 01/10/2013
2013	JAN	RWC	Recycling	Apartment	972331	WEBSTER, JUDY	1545	GORDON ST		4.16	0	-4.16	-0.96	Active	Stopped	12/04/2008 01/17/2013
2013	JAN	RWC	Recycling	Commercial	972406	COUNTY OF SAN MATEO-GEN SEF	710	HAMILTON ST		8.66	10.74	2.08	0.48	Active	Active	04/14/2008
2013	JAN	RWC	Recycling	Commercial	972679	EOPLEX TECH	3698	HAVEN AVE		4.16	0	-4.16	-0.96	Active	Stopped	09/30/2004 01/03/2013
2013	JAN	RWC	Recycling	Apartment	972919	PAUL/NADINE HANLEY	723	HOPKINS AVE		6.24	8.31	2.07	0.48	Active	Active	01/01/1996
2013	JAN	RWC	Recycling	Apartment	973339	SULLIVON PARTNERSHIP	416	JACKSON AVE		4.16	6.24	2.08	0.48	Active	Active	06/01/2007
2013	JAN	RWC	Recycling	Apartment	973420	UNION PACIFIC RR	10	JAMES AVE		4.85	0	-4.85	-1.12	Active	Stopped	07/01/1999 01/08/2013
2013	JAN	RWC	Recycling	Commercial	973743	HAKLY CHEA	3123	JEFFERSON AVE		4.33	0	-4.33	-1	Active	Active	10/18/1995
2013	JAN	RWC	Recycling	Commercial	973768	USA INDEPENDENCE	3139	JEFFERSON AVE		4.33	8.66	4.33	1	Active	Active	10/18/2007
2013	JAN	RWC	Recycling	Commercial	974683	COOK'S AUTO BODY	1102	MAIN ST		77.94	51.96	-25.98	-6	Active	Active	04/15/1988
2013	JAN	RWC	Recycling	Commercial	974832	SHERIDAN, PATRICK	1526	MAIN ST		0	4.16	4.16	0.96	Active	Active	06/02/1999
2013	JAN	RWC	Recycling	Commercial	976357	WILLIAM WILSON ASSOC	100	ORACLE PKWY		142.89	90.93	-51.96	-12	Active	Active	02/13/1995
2013	JAN	RWC	Recycling	Commercial	977181	SHAPELL INDUSTRIES	278	REDWOOD SHORES PKV		51.96	45.38	-6.58	-1.52	Active	Active	04/17/1998
2013	JAN	RWC	Recycling	Commercial	978064	ABBOTT BIOTHERAPEUTICS	1500	SEAPORT BLVD		125.57	86.6	-38.97	-9	Active	Active	11/09/2007
2013	JAN	RWC	Recycling	Apartment	978254	GLENN REID	901	SHASTA ST		0.69	0	-0.69	-0.16	Active	Stopped	05/30/2007 01/02/2013
2013	JAN	RWC	Recycling	Commercial	978908	WATERFRONT RESTAURANT	1	UCCELLI BLVD		4.33	0	-4.33	-1	Active	Stopped	08/19/2002 01/07/2013
2013	JAN	RWC	Recycling	Commercial	978916	PAULA UCCELLI	1	UCCELLI BLVD		64.95	25.98	-38.97	-9	Active	Active	05/26/1988
2013	JAN	RWC	Recycling	Commercial	979260	SIZZLER #0522	1011	VETERANS BLVD		116.91	103.92	-12.99	-3	Active	Active	05/25/1988
2013	JAN	RWC	Recycling	Commercial	979278	J&E ESPERANCA INVII LLC	1103	VETERANS BLVD		77.94	0	-77.94	-18	Active	Stopped	11/01/2005 01/23/2013
2013	JAN	RWC	Recycling	Commercial	979690	VINOD C BANSAL	503	WHIPPLE AVE		0	8.66	8.66	2	Active	Active	05/10/1988
2013	JAN	RWC	Recycling	Commercial	980169	YATSING RESTAURANT	38	WOODSIDE PLZ		4.33	8.66	4.33	1	Active	Active	10/20/2004
2013	JAN	RWC	Recycling	Commercial	980581	HARMAN-CESAY&YA #289	659	WOODSIDE RD		12.99	0	-12.99	-3	Active	Active	03/03/1988
2013	JAN	RWC	Recycling	Apartment	1071406	WHITLEY PROPERTY MANAGEME	1548	HUDSON ST		6.24	16.63	10.39	2.4	Active	Active	10/05/2010
2013	JAN	RWC	Recycling	Commercial	1124635	RIMERA NUTRITION	2516	EL CAMINO REAL		17.32	0	-17.32	-4	Active	Stopped	01/17/2011 01/07/2013
2013	JAN	RWC	Recycling	Commercial	1151695	SAKURA TEPPANYAKI & SUSHI	791	MIDDLEFIELD RD		12.99	25.98	12.99	3	Active	Active	04/04/2011
2013	JAN	RWC	Recycling	Commercial	1218908	PIZZA PRIMO	3710	FLORENCE ST		2.08	0	-2.08	-0.48	Active	Stopped	11/01/2011 01/09/2013
2013	JAN	RWC	Recycling	Commercial	1221886	VERINATA HEALTH INC.	800	SAGINAW DR		25.98	51.96	25.98	6	Active	Active	11/16/2011
2013	JAN	RWC	Recycling	Apartment	1259506	SIEBER, LISA M.	2451	MIDDLEFIELD RD		12.47	8.66	-3.81	-0.88	Active	Active	04/04/2012
2013	JAN	RWC	Recycling	Commercial	1279694	PLUS, SUSHI	30	WOODSIDE PLZ		0	4.33	4.33	1	Active	Active	06/08/2012

RECOLOGY SAN MATEO COUNTY
NET CHANGE REPORT - DETAIL
JANUARY 2013

2013	JAN	RWC	Recycling	Commercial	1283779	DREAMWORKS AMINATION	1400	SEAPORT BLVD	9	86.6	259.8	173.2	40	Active	Active	06/25/2012
2013	JAN	RWC	Recycling	Commercial	1320878	WESTPORT OFFICE PARK LLC	800	BRIDGE PKWY		51.96	103.92	51.96	12	Active	Active	10/05/2012
2013	JAN	RWC	Recycling	Commercial	1327097	HUNTER STORMS LLC	840	MIDDLEFIELD RD		2.08	0	-2.08	-0.48	Active	Stopped	10/24/2012 01/02/2013
2013	JAN	RWC	Recycling	Apartment	1336965	REBEDANA LLC	1903	MIDDLEFIELD RD		4.16	8.66	4.5	1.04	New	Active	12/03/2012
2013	JAN	RWC	Recycling	Apartment	1344795	SINGH, SANJILA	3290	ROLISON RD	296	0	15.24	15.24	3.52		Active	01/01/2013
2013	JAN	RWC	Recycling	Apartment	1345750	ANDY KLEIN	3532	ROLISON RD		0	4.16	4.16	0.96		New	01/11/2013
2013	JAN	RWC	Recycling	Commercial	1346535	NARAVAIZ, SYLVIA	2510	EL CAMINO REAL		0	1.39	1.39	0.32		New	01/10/2013
2013	JAN	RWC	Recycling	Commercial	1346550	NUTRITIONAL CARE SALES	2512	EL CAMINO REAL		0	8.66	8.66	2		New	01/10/2013
2013	JAN	RWC	Recycling	Commercial	1346816	BAYPORT PLAZA LLC	643	BAIR ISLAND RD		0	51.96	51.96	12		New	01/18/2013
2013	JAN	RWC	Recycling	Commercial	1347012	DOLAN FOSTER ENTERPRISES LL	1103	VETERANS BLVD		0	77.94	77.94	18		New	01/25/2013
2013	JAN	RWC	Recycling	Commercial	1347632	FUSION FOOD CONCEPTS	2397	BROADWAY ST		0	2.08	2.08	0.48		New	01/15/2013
2013	JAN	RWC	Recycling	Commercial	1348747	ASIAN IMPORT STORE	830	2ND AVE		0	51.96	51.96	12		New	01/24/2013
2013	JAN	RWC	Recycling	Apartment	1349331	B.T. PROPERTIES	48	BIRCH ST		0	4.16	4.16	0.96		New	01/31/2013
2013	JAN	RWC	Recycling	Commercial	1349570	ANAGNOSTOU, MARY	523	POPLAR AVE		0	2.77	2.77	0.64		New	01/25/2013
2013	JAN	RWC	Recycling	Commercial	1349596	CORBETT, JOHN	820	CASSIA ST		0	2.08	2.08	0.48		New	01/23/2013
2013	JAN	RWC	Recycling	Apartment	1350966	VERA REALTY LLC	517	VERA AVE		0	2.08	2.08	0.48		New	01/30/2013
2013	JAN	RWC	Recycling	Apartment	1350990	DOHERTY, JOHN	177	DUANE ST		0	2.77	2.77	0.64		New	01/26/2013
Recycling Total										1209.14	1286.75	77.61				
2013	JAN	SNC	Garbage	Apartment	926592	WALSH P	1301	CHERRY ST		3.46	4.16	0.7	0.16	Active	Active	03/01/1986
2013	JAN	SNC	Garbage	Apartment	927293	PREBILL, GEORGE	1717	LAUREL ST		5.54	4.16	-1.38	-0.32	Active	Active	05/01/1988
2013	JAN	SNC	Garbage	Apartment	927624	DALE RUBINCHIK	440	WALNUT ST		11.08	8.31	-2.77	-0.64	Active	Active	07/03/2009
2013	JAN	SNC	Garbage	Commercial	981258	TRINITY PRESBYTERIAN	1106	ALAMEDA		12.99	8.66	-4.33	-1	Active	Active	01/01/1985
2013	JAN	SNC	Garbage	Commercial	981670	K & L WINE	920	BING ST		0	25.98	25.98	6	Active	Active	04/15/2004
2013	JAN	SNC	Garbage	Commercial	982090	HOFFMAN METAL	1011	BRANSTEN RD	C	2.08	0.69	-1.39	-0.32	Active	Active	05/09/2006
2013	JAN	SNC	Garbage	Apartment	982587	CIVIC CENTER CONDO COMPLEX	1510	CHERRY ST		1.39	2.08	0.69	0.16	Active	Active	03/01/1986
2013	JAN	SNC	Garbage	Commercial	982736	BMC TECHNOLOGY	950	COMMERCIAL ST		8.66	0	-8.66	-2	Active	Stopped	10/25/2001 01/01/2013
2013	JAN	SNC	Garbage	Commercial	986513	NATUS MEDICINE	1541	INDUSTRIAL RD		34.64	17.32	-17.32	-4	Active	Active	01/15/1999
2013	JAN	SNC	Garbage	Commercial	988931	GW WILLIAMS	299	OLD COUNTY RD		25.98	17.32	-8.66	-2	Active	Active	10/01/1994
2013	JAN	SNC	Garbage	Commercial	988998	FAROUDJA TONER	299	OLD COUNTY RD	27	0.43	0	-0.43	-0.1	Active	Stopped	03/14/2006 01/17/2013
2013	JAN	SNC	Garbage	Commercial	989095	WILLIAM AG LA DAWN WILDE	555	OLD COUNTY RD		8.66	4.33	-4.33	-1	Active	Active	02/21/1990
2013	JAN	SNC	Garbage	Commercial	990101	GENERATIONS CHURCH	2811	SAN CARLOS AVE		8.66	0	-8.66	-2	Active	Stopped	09/30/1984 12/31/2012
2013	JAN	SNC	Garbage	Commercial	1022532	SERRAMENTI GROUP	1301	OLD COUNTY RD	1	1.39	0.69	-0.7	-0.16	Active	Active	08/05/2010
2013	JAN	SNC	Garbage	Commercial	1024413	BORROW LENSES	1664	INDUSTRIAL RD		51.96	17.32	-34.64	-8	Active	Active	08/05/2010
2013	JAN	SNC	Garbage	Commercial	1073659	M&A TRUCK SERVICE	389	QUARRY RD		1.39	0	-1.39	-0.32	Active	Stopped	10/05/2010 01/15/2013
2013	JAN	SNC	Garbage	Commercial	1148139	SASSY CHIC	854	LAUREL ST		2.08	0	-2.08	-0.48	Active	Stopped	03/21/2011 01/03/2013
2013	JAN	SNC	Garbage	Commercial	1207174	COAST AUTO BODY	794	INDUSTRIAL RD		8.66	0	-8.66	-2	Active	Stopped	09/26/2011 12/31/2012
2013	JAN	SNC	Garbage	Commercial	1231059	PRO FITNESS EDGE	299	OLD COUNTY RD	26	1.39	0	-1.39	-0.32	Active	Stopped	01/03/2012 01/01/2013
2013	JAN	SNC	Garbage	Commercial	1239870	SAGE ENVIRONMENTAL SERVICEI	111	GLENN WAY	6	0.43	0	-0.43	-0.1	Active	Stopped	01/24/2012 01/29/2013
2013	JAN	SNC	Garbage	Commercial	1299056	TACO BELL 19498	259	EL CAMINO REAL		51.96	0	-51.96	-12	Active	Stopped	08/01/2012 01/21/2013
2013	JAN	SNC	Garbage	Commercial	1331826	SFO SHUTTLE BUS	501	BRAGATO RD		0.69	1.39	0.7	0.16	Active	Active	11/13/2012
2013	JAN	SNC	Garbage	Commercial	1333871	BALDASSARI-CRUZ, LYNNE	1028	LAUREL ST		0.69	0	-0.69	-0.16	Active	Active	11/19/2012
2013	JAN	SNC	Garbage	Commercial	1340058	BLACK MOUNTAIN PROPERTY	830	BRANSTEN RD	A	25.98	51.96	25.98	6	New	Active	12/21/2012
2013	JAN	SNC	Garbage	Commercial	1340140	WINDOWS UNLIMITED	831	INDUSTRIAL RD	C	2.08	0	-2.08	-0.48	New	Stopped	12/18/2012 12/18/2012
2013	JAN	SNC	Garbage	Commercial	1342591	IMPACT! KICKBOXING FITNESS	836	BRITTAN AVE		0	0.69	0.69	0.16		New	01/03/2013
2013	JAN	SNC	Garbage	Commercial	1342955	SWOON, A BOUTQUE SALON	1199	LAUREL ST		0	0.69	0.69	0.16		New	01/03/2013
2013	JAN	SNC	Garbage	Apartment	1343417	ACACIA COURT HOA	645	PROSPECT ST		0	8.31	8.31	1.92	New	Active	12/31/2012
2013	JAN	SNC	Garbage	Commercial	1347319	TACO BELL #28816	259	EL CAMINO REAL		0	51.96	51.96	12		New	01/23/2013
2013	JAN	SNC	Garbage	Commercial	1347426	ALICANTO TECHNOLOGY	965	TERMINAL WAY		0	0.69	0.69	0.16		New	01/17/2013
2013	JAN	SNC	Garbage	Commercial	1347517	SUMMIT CONSTRUCTION	934	WASHINGTON ST		0	4.33	4.33	1		New	01/24/2013
2013	JAN	SNC	Garbage	Commercial	1349133	THE HOUSE	2811	SAN CARLOS AVE		0	8.66	8.66	2		Active	01/01/2013
2013	JAN	SNC	Garbage	Commercial	1349406	RESTAURANTS ON THE RUN	820	AMERICAN ST	B	0	0.69	0.69	0.16		New	01/29/2013
Garbage Total										272.27	240.39	-31.88				
2013	JAN	SNC	Organics	Commercial	981258	TRINITY PRESBYTERIAN	1106	ALAMEDA		0	1.39	1.39	0.32	Active	Active	01/01/1985
2013	JAN	SNC	Organics	Commercial	987362	SPASSO CAFE	769	LAUREL ST		12.99	8.66	-4.33	-1	Active	Active	08/29/2006
2013	JAN	SNC	Organics	Commercial	987404	THE CASK	782	LAUREL ST		5.54	2.77	-2.77	-0.64	Active	Active	10/03/2008
Organics Total										18.53	12.82	-5.71				
2013	JAN	SNC	Recycling	Apartment	927624	DALE RUBINCHIK	440	WALNUT ST		4.16	8.31	4.15	0.96	Active	Active	07/03/2009
2013	JAN	SNC	Recycling	Commercial	981258	TRINITY PRESBYTERIAN	1106	ALAMEDA		8.31	8.66	0.35	0.08	Active	Active	01/01/1985
2013	JAN	SNC	Recycling	Commercial	981852	G BORTOLOTTI INC	580	BRAGATO RD		4.33	8.66	4.33	1	Active	Active	09/15/1988
2013	JAN	SNC	Recycling	Commercial	982736	BMC TECHNOLOGY	950	COMMERCIAL ST		1.39	0	-1.39	-0.32	Active	Stopped	10/25/2001 01/01/2013
2013	JAN	SNC	Recycling	Commercial	983049	ELECTROCUT PACIFIC	993	E SAN CARLOS AVE		2.08	4.16	2.08	0.48	Active	Active	07/25/2000
2013	JAN	SNC	Recycling	Commercial	984633	LSG PROPERTIES	1065	HOLLY ST		69.28	51.96	-17.32	-4	Active	Active	05/15/1987
2013	JAN	SNC	Recycling	Commercial	987404	THE CASK	782	LAUREL ST		25.98	17.32	-8.66	-2	Active	Active	10/03/2008
2013	JAN	SNC	Recycling	Commercial	988998	FAROUDJA TONER	299	OLD COUNTY RD	27	2.08	0	-2.08	-0.48	Active	Stopped	03/14/2006 01/17/2013

RECOLOGY SAN MATEO COUNTY
NET CHANGE REPORT - DETAIL
JANUARY 2013

2013	JAN	SNC	Recycling	Commercial	990101 GENERATIONS CHURCH	2811 SAN CARLOS AVE	3.46	0	-3.46	-0.8	Active	Stopped	09/30/1984	12/31/2012	
2013	JAN	SNC	Recycling	Commercial	990176 IZZY'S SAN CARLOS	525 SKYWAY	51.96	77.94	25.98	6	Active	Active	10/16/2003		
2013	JAN	SNC	Recycling	Commercial	1073659 M&A TRUCK SERVICE	389 QUARRY RD	4.33	0	-4.33	-1	Active	Stopped	10/05/2010	01/15/2013	
2013	JAN	SNC	Recycling	Apartment	1130152 GIUSTO G	1296 LAUREL ST	2.08	4.85	2.77	0.64	Active	Active	01/21/2011		
2013	JAN	SNC	Recycling	Commercial	1148139 SASSY CHIC	854 LAUREL ST	2.08	0	-2.08	-0.48	Active	Stopped	03/21/2011	01/03/2013	
2013	JAN	SNC	Recycling	Commercial	1191733 FOOD SNACKS	300 INDUSTRIAL RD	25.98	38.97	12.99	3	Active	Active	08/09/2011		
2013	JAN	SNC	Recycling	Commercial	1207174 COAST AUTO BODY	794 INDUSTRIAL RD	8.66	0	-8.66	-2	Active	Stopped	09/26/2011	12/31/2012	
2013	JAN	SNC	Recycling	Commercial	1239870 SAGE ENVIRONMENTAL SERVICE!	111 GLENN WAY	6	4.16	0	-4.16	-0.96	Active	Stopped	01/24/2012	01/29/2013
2013	JAN	SNC	Recycling	Commercial	1241314 BRIAN HOWELL ELECTRO RIDE LL	110 GLENN WAY	11	4.16	0	-4.16	-0.96	Active	Active	01/24/2012	
2013	JAN	SNC	Recycling	Commercial	1258920 RED HOT CHILI PEPPER	1125 SAN CARLOS AVE	8.31	6.24	-2.07	-0.48	Active	Active	04/01/2012		
2013	JAN	SNC	Recycling	Commercial	1262112 MORTYS RESTAURANT	1037 LAUREL ST	51.96	34.64	-17.32	-4	Active	Active	04/19/2012		
2013	JAN	SNC	Recycling	Apartment	1262476 BURLINGAME PROPERTY MGMT	681 CEDAR ST	4.16	6.24	2.08	0.48	Active	Active	05/01/2012		
2013	JAN	SNC	Recycling	Commercial	1279074 JMS DEVELOPMENT PARTNERS	677 LAUREL ST	51.96	43.3	-8.66	-2	Active	Active	06/07/2012		
2013	JAN	SNC	Recycling	Commercial	1299056 TACO BELL 19498	259 EL CAMINO REAL	51.96	0	-51.96	-12	Active	Stopped	08/01/2012	01/21/2013	
2013	JAN	SNC	Recycling	Commercial	1333871 BALDASSARI-CRUZ, LYNNE	1028 LAUREL ST	2.77	0	-2.77	-0.64	Active	Active	11/19/2012		
2013	JAN	SNC	Recycling	Commercial	1340058 BLACK MOUNTAIN PROPERTY	830 BRANSTEN RD	A	25.98	51.96	25.98	6	New	Active	12/21/2012	
2013	JAN	SNC	Recycling	Commercial	1342591 IMPACT! KICKBOXING FITNESS	836 BRITTAN AVE	0	2.77	2.77	0.64		New	01/03/2013		
2013	JAN	SNC	Recycling	Commercial	1342955 SWOON, A BOUTQUE SALON	1199 LAUREL ST	0	1.39	1.39	0.32		New	01/03/2013		
2013	JAN	SNC	Recycling	Commercial	1347319 TACO BELL #28816	259 EL CAMINO REAL	0	51.96	51.96	12		New	01/23/2013		
2013	JAN	SNC	Recycling	Commercial	1347426 ALICANTO TECHNOLOGY	965 TERMINAL WAY	0	2.08	2.08	0.48		New	01/17/2013		
2013	JAN	SNC	Recycling	Commercial	1347517 SUMMIT CONSTRUCTION	934 WASHINGTON ST	0	4.33	4.33	1		New	01/24/2013		
2013	JAN	SNC	Recycling	Commercial	1349133 THE HOUSE	2811 SAN CARLOS AVE	0	3.46	3.46	0.8		Active	01/01/2013		
2013	JAN	SNC	Recycling	Commercial	1349406 RESTAURANTS ON THE RUN	820 AMERICAN ST	B	0	1.39	1.39	0.32		New	01/29/2013	
Recycling Total							421.58	430.59	9.01						
2013	JAN	WBS	Garbage	Commercial	991398 BELTRAMO, DANIEL	3550 ALAMEDA DE LAS PULG/	34.64	51.96	17.32	4	Active	Active	12/25/2000		
2013	JAN	WBS	Garbage	Commercial	1291855 2128 SAND HILL LLC	2128 SAND HILL RD	6.24	8.31	2.07	0.48	Active	Active	07/18/2012		
Garbage Total							40.88	60.27	19.39						
2013	JAN	WBS	Recycling	Commercial	1291855 2128 SAND HILL LLC	2128 SAND HILL RD	0	4.16	4.16	0.96	Active	Active	07/18/2012		
Recycling Total							0	4.16	4.16						
Grand Total							8827.83	9282.76	454.93						



STAFF UPDATE

To: SBWMA Board Members
From: Recycling Staff
Date: February 28, 2013 Board of Director's Meeting
Subject: Recycling and Outreach Programs Update

Recommendation

This is an informational report and no action is necessary.

WM Curbside Door-to-Door HHW Collection Program

The following ten Member Agencies are participating in the program: Belmont, Burlingame, East Palo Alto, Foster City, Hillsborough, Menlo Park, San Carlos, San Mateo, San Mateo County, and West Bay Sanitary District, with Burlingame starting this month. Interest in the program has been strong and the company has made approximately 10,588 collections since the program started in mid-May 2010 through January 2013. Approximately 359,010 pounds of HHW material, 336,467 pounds of Universal Waste and 172,790 pounds of E-Scrap has been collected since the start of the program. We encourage the remaining two Member Agencies to offer the program as it provides a more convenient and cost-effective option to properly recycle and dispose of a wide variety of materials (such as common HHW) than is currently available through the County's drop-off program at Tower Road. Per the adopted FY13 budget, additional outreach will be provided to highlight this service.

Household Battery and Cell Phone Curbside Recycling Collection Program

The annual total of batteries and cell phones collected through the curbside recycling program has been: 2009 - 57,000 pounds, 2010 - 53,000 pounds, 2011 - 47,000 pounds, and 2012 - 58,000 pounds. The total amount of batteries and cell phones collected in January 2013 was 7,960 pounds. Per the adopted FY13 budget, additional outreach will be provided to highlight this service.

Shoreway Education Center School Groups and Public Tours Update

School Group and Public tours continue to be popular as the spots are quickly filling up. In addition to the school groups, staff schedules tours for various community groups such as businesses, Cub Scouts, Garden Clubs and College students, just to mention a few. Outreach efforts in jurisdictions that have low participation continue and staff encourages Member Agencies to promote the tour program within their community. Tours will continue to be scheduled on a first-come first-served policy.

The Tour program continues to receive very positive feedback, as it gives the community an opportunity to learn firsthand what happens to their recyclables, yard waste, food scraps and garbage at a working materials recovery facility (MRF) and transfer station. In addition, students and the community are given an opportunity to learn and practice the 4Rs (reduce, reuse, recycle, and rot/composting) and resource conservation, and be empowered to conserve resources in their lives, at school and residences.

At the end of each tour, teachers, chaperones, and adult participants are asked to fill out a survey about their experience, and what they think about the tour program as a whole. The responses received thus far continue to be very positive. Below are a few of the many recent comments that tour participants shared at the end of their tour experience:

- "Everything was explained and hands on. Great life-long lesson." (Teacher)*
- "Excellent – Kids were engaged, parents loved it, it's very applicable." (Teacher)*
- "Very interactive and good use of student/class time. Great experience." (Teacher)*
- "My son is educated about where our garbage goes and is going to be telling me what to do." (Parent)*
- "The tour has inspired me to integrate the 4R's into my life more consistently." (Parent)*
- "Very educational and I also learnt that I could take compost home – didn't know that." (Parent)*

The table below shows the tours that have been conducted and those scheduled for February 2013.

<u>Date</u>	<u>School/Group</u>	<u>Jurisdiction</u>	<u>Grade/Group</u>	<u>Total # of Participants</u>
February 5	Central Elementary	Belmont	3 rd	31
February 5	Redwood Shores residents	Belmont	Adults	3
February 5	Burlingame City Staff	Burlingame	Adults	1
February 6	Sequoia High School	Redwood City	11 th	26
February 6	Menlo-Atherton High School	Atherton	11 th	26
February 7	Menlo-Atherton High School	Atherton	11 th	26
February 7	Menlo-Atherton High School	Atherton	11 th	26
February 11	Holy Angels School	Colma	3 rd	24
February 11	Acterra Business Award Panel	Various	Adults	5
February 12	California Water Services	Redwood City	Adults	5
February 13	Central Elementary	Belmont	3 rd	31
February 14	Recology San Mateo Staff	San Carlos	Adults	5
February 14	Sequoia High School	Redwood City	11 th	28
February 19	Cub Scouts, Montera	San Mateo Cty.	3 rd	16
February 19	Cub Scouts, Redwood Shores	Belmont	3 rd	20
February 21*	Public Open House Day	Various	Adults	50
February 22	North Star Academy	Redwood City	4-8 th	35
Total Participants				358**

* Thursday, February 21st, is the Monthly Public Open House Day. The number of participants is based on only those that have made a reservation for the tour on the Public Open House Day. While reservations are recommended, they are not required.

**Includes estimated numbers for those scheduled tours that have not been conducted by the date this report is issued.

Tour logistics continue to be conveyed to teachers and all participants via email, phone or on-line, which has worked well. Staff continues to promote the Tour Program, via various channels, (emails, press release, flyers, website, social media, environmental education platforms, etc.)

Photos of tour participants at Shoreway Environmental Center



Tour Availability

Tours are offered Monday at 12:30pm - 2:30pm, Tuesday-Wednesday from 9:30am - 11:30am, 12:30pm - 2:30pm, Thursday and Friday 9:30am - 11:30am. Every third Thursday of the month is a designated Public Open House Day for the general public, and tours are given in the time slots from 9:30am - 10:30am and 11:30am - 12:30pm.

Free School Compost Giveaway Program

The free Compost Giveaway Program is for both public and private schools within our service area. Through the program, schools can receive up to five 50-pound bags of compost for a garden project, or up to 20 cubic yards of the material for landscaping projects per school year. The compost is made from the yard trimmings and food scraps set out by residents and businesses for collection in the green CartSMART and BizSMART containers. The Compost Giveaway Program is meant to serve as a resource for schools in alignment with the California Department of Education's Garden in Every School initiative. According to the state, students who participate in school garden projects discover fresh food, make healthier food choices, and are physically active. Using compost in gardens and landscaping projects helps improve soil quality, conserve water and control erosion, among others.

Interested schools simply need to complete a request form to receive the compost. Schools need to arrange for the pick-up of the bags of compost at the Shoreway Environmental Center in San Carlos. Staff will arrange for the delivery of the larger quantity of loose compost through Recology San Mateo County at no additional cost to the schools; Recology's delivery costs will be covered in the SBWMA budget. Staff encourages Member Agencies to promote this new service and program within their community.

Trash To Art Contest

The Trash to Art Contest is running from January 8, 2013 to March 15, 2013. The contest is open to 4th-6th grade classes in the RethinkWaste Service Area. The art piece (s) must be made as a class effort and prizes will be rewarded to a class. 90 percent of the art must be from scrap material collected from home, school, and everyday life, and artwork may be any art medium such as sculptures, collages, murals, etc. These art pieces will be displayed at the Shoreway Environmental Education Center and will add to the educational exhibits.

Earth Day

Save the Date! Join us for our 2nd Annual Earth Day on Saturday April 20, 2013 from 10:00am-2:00pm at the Shoreway Environmental Center in San Carlos. Staff is planning for lots of fun activities for the whole family. The event will include informational booths, music, arts and crafts, games, tours, free compost, and lots more. Bring your bottles and cans to redeem your money. Everyone who shows up automatically enters in a raffle. Trash to

Art Contest winners will be recognized. Don't miss out on this fun-for-all event. Earth Day is every day at RethinkWaste. Staff will have more information on the website at www.RethinkWaste.org.

RethinkWaste Website and Social Media

The RethinkWaste website continues to be updated with information on the CartSMART residential collection and BizSMART commercial collection services, other program information and the Shoreway Environmental Center. The current site averaged approximately 585 visits per week since the last Board meeting, of which over 61% were new visits.

RethinkWaste Staff continues to work on the website revamp to make it more user-friendly and interactive based on feedback from customers, Board Member and the Public Education Subcommittee. Staff is working with the firm Gauger and Associates selected through a Request for Proposals process in the spring and summer of 2012. Staff will continue to work with the Public Education Subcommittee on the redesign and seek some additional feedback from the Board. Staff anticipates the new website going live in spring 2013.

RethinkWaste also continues to use its Facebook and Twitter pages to promote program information and new services. To date, the Facebook page has 295 "likes," and the Twitter page has 131 followers. Staff will continue to work on strategies to drive more people to the pages. Our Facebook page can be found at www.facebook.com/rethinkwaste, and the Twitter page is located at www.twitter.com/rethinkwaste.

rethinker Newsletter

The spring issue of the *rethinker* has been produced and is included in Recology's February through April 2013 invoices per the Board action on September 12, 2012 to adopt the FY13 budget. The issue focuses on Earth Day and spring cleaning tips. The *rethinker* is now published three times annually, instead of quarterly also per the budget.

Community Outreach Events

Staff has been working with Recology to try and better coordinate the Community Outreach Events (Compost Giveaway, E-Scrap/Shredding Events, Recology's Bring Your Own Bucket Compost Giveaway, Confidential Document Destruction Service Event and Coats for Kids event) for this year to avoid any duplicative efforts. Additional information and request forms will be provided to Member Agencies next week.

Sustainable San Mateo County Awards

Staff is excited to announce that the Shoreway Environmental Center will receive a Green Building Award from Sustainable San Mateo County at their 14th Annual Sustainability and Green Building Awards and Dinner to be held March 21st at the South San Francisco Conference Center. The facility is also a finalist for the 2013 Acterra Business Environment Awards in the Sustainable Built Environment category.

Board Resources Binders

Staff delivered the Board of Directors JPA and Contracts Resources Binders to each Member Agency in December. The binders are meant to serve as a resource to each Agency on the JPA, contracts and other programs and services.

Approved Operating Agreement Amendments or Recommended Recology Franchise Agreement Administrative Changes

Staff is requesting that Member Agencies keep us apprised if any administrative changes have been made.

<u>Agreement</u>	<u>Board Approval</u>	<u>Staff Recommendation</u>	<u>Description</u>
Operations Agreement	October 28, 2010	N/A	Amendment No. 1. Is now effective as eight Member Agencies have approved the Amendments. Approved by: Belmont, Foster City, Menlo Park, Redwood City, San Carlos, City of San Mateo, San Mateo County, and West Bay Sanitary District.
Franchise Agreement(s)	N/A	Via email on October 20, 2010	Requested Member Agencies send letter accepting interest waiver offer from Recology on potential 2011 revenue requirement shortfall if rates approved after January 1 but before March 1, 2011. Approved by: Atherton, Foster City, Redwood City, City of San Mateo, San Mateo County, and West Bay Sanitary District.
Franchise Agreement(s)	N/A	Via email on December 9, 2010	Overage "bags" change to "tags"; SBWMA relief from purchasing battery/cell-phone bags; On-call bulky item collection temporary schedule for January 2011. Approved by: Foster City.
Franchise Agreement(s)	N/A	Via email on December 13, 2010	Member Agency self haul remittance of payments to SBWMA by Recology. Approved by: Burlingame, Foster City, and Redwood City.
Franchise Agreement(s)	N/A	Via email on June 3, 2011	Six Member Agencies (i.e., Belmont, Burlingame, Foster City, Menlo Park, Redwood City, San Carlos and City of San Mateo) are requested to allow Recology to continue using used collection vehicles through September 30, 2011. Approved by Foster City.
Franchise Agreements	N/A	Via email on December 2, 2011 and November 15, 2012	All Member Agencies were requested by Recology to modify the Bulky Item Collection service schedule. While customers can sign up for this service anytime, the Franchise Agreement requires the company to provide this service from January 1 through December 1 each year (i.e., not during the month of December). Approval of this request authorizes the company to change when the service is provided to February 1 through December 31 (i.e., not during the month of January) in order to provide service to those customers that prefer to schedule this service at the end of the calendar year. (Recology has received complaints from customers that wanted to schedule their 2 nd collection in December since they are entitled to two each calendar year). Approved for 2012/2013 by Belmont, Burlingame, Foster City, Menlo Park, San Mateo County and West Bay Sanitary District.



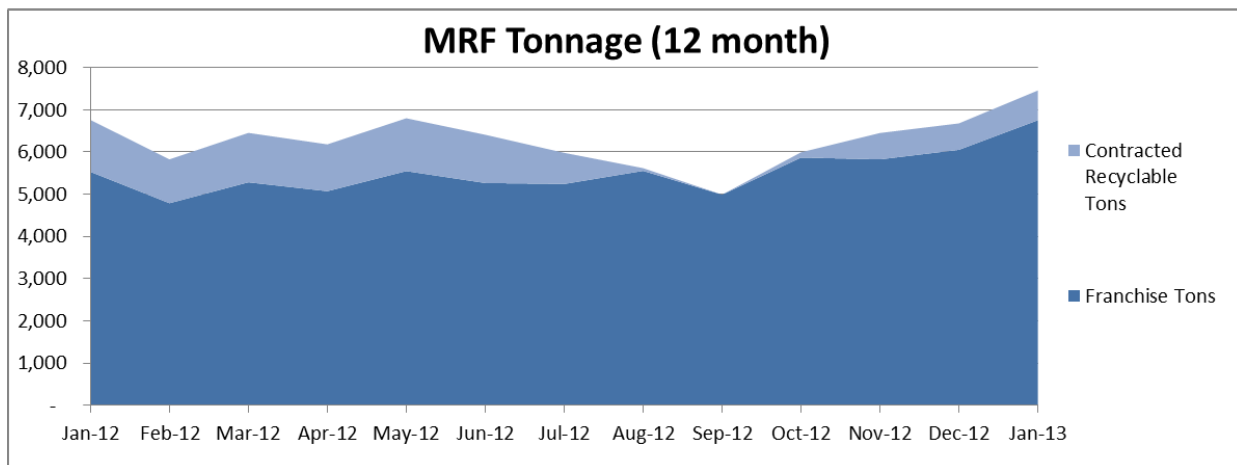
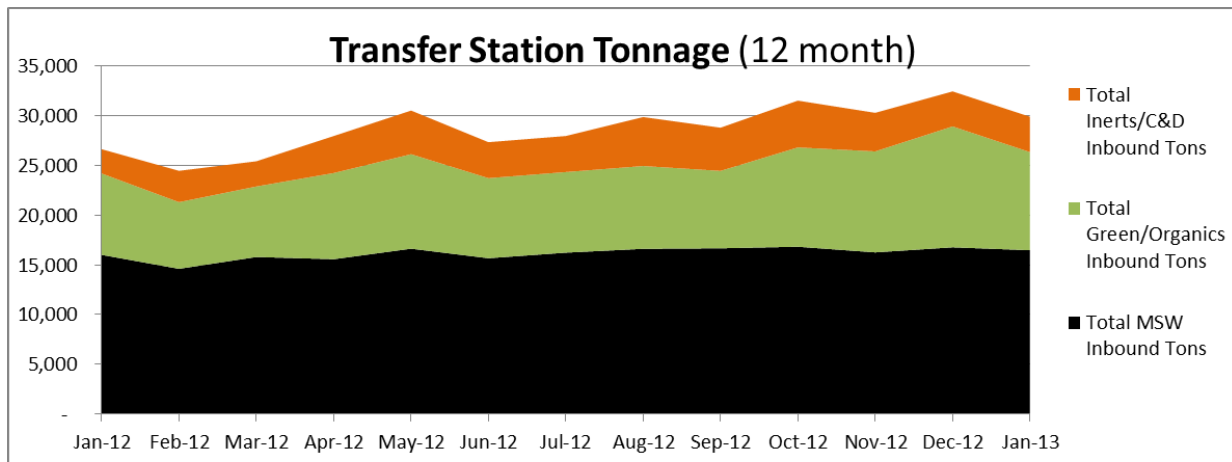
STAFF UPDATE

To: SBWMA Board Members
From: Hilary Gans, Facility Operations Contracts Manager
Date: February 28, 2013 Board of Director's Meeting
Subject: Shoreway Operations and Master Plan Update

I. OPERATIONS UPDATE

Facility Tonnage

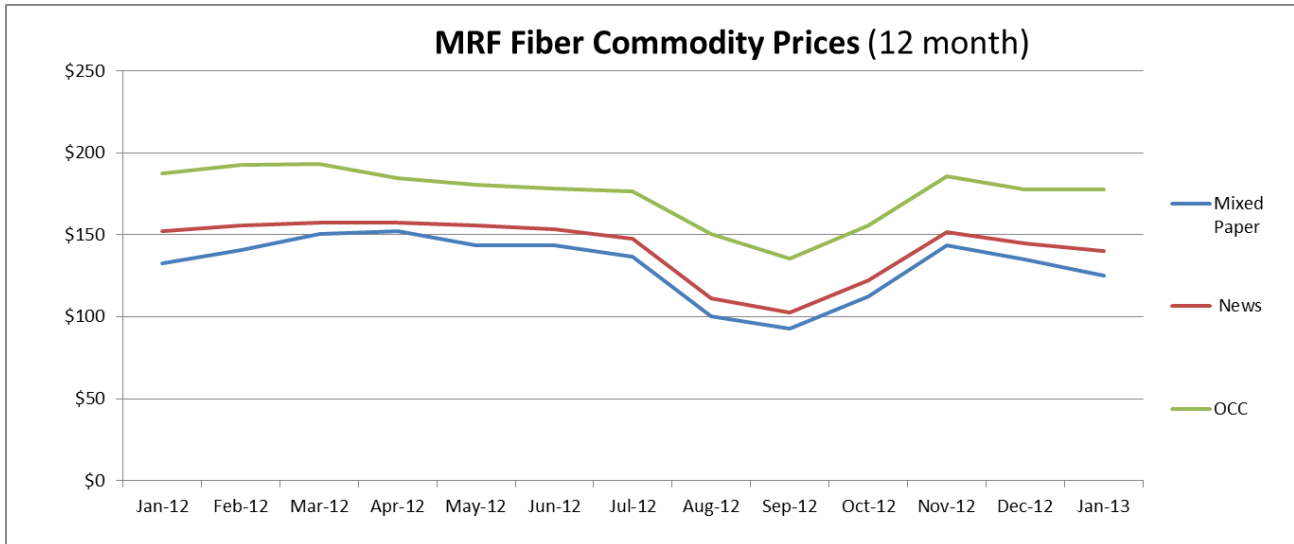
The charts below provide a summary of the monthly inbound tonnage at the Shoreway Environmental Center Transfer Station and MRF.



Note: for a period of eight-months (December to August 2012) the Shoreway MRF was processing contracted recyclable tons from Allied Waste's Newby Island facility. In the month of September, the chart shows this volume dropping to zero as this material was reabsorbed by the Newby Island MRF. Starting in October, contract tons from Recology's San Bruno transfer station have been received for processing.

Commodity Revenues

This chart provides a price trend summary of fiber commodities marketed by SBR from the Shoreway MRF and is taken from a market index (OBM) that tracks the export price for recycled fiber. SBR's pricing to the SBWMA is contractually tied to this index through the Fiber Price Assurance Mechanism (see Attachment 11-B in Operations Agreement). Since fiber represents the largest volume of commodities marketed from the MRF, the price and MRF volume charts provides a strong indicator of trend in SBWMA commodity revenues. Fiber prices have recovered since the summer 2012 drop and now stabilized.



Operational Issues of Note

None to report.

II. MASTER PLAN UPDATE

Construction Overview

This project update summarizes the status of the construction of the Shoreway Master Plan improvements which include the construction of new Materials Recovery Facility (MRF) building, modifications to the Transfer Station (TS), various site work, and the purchase and installation of the single stream processing equipment. At this point the major contracts associated with the Master Plan improvements (Phase I, Phase II, and Phase III contracts) have been closed. This report provides a discussion Construction Closeout Projects (both master plan and non-master plan related) and a summary of the Master Plan budget.

Issues of Note

The San Carlos Building Department issued a Certificate of Occupancy on January 9, 2013 (See attachment A).

Update on Master Plan Projects

The following construction activities are expected to occur during the next reporting period:

MRF and Transfer Station Buildings

- Rainwater harvest tank installation
- Continued installation of the outdoor education area landscape and features near the Transfer Station
- Signage installation
- Installation of a new air compressor at SBR maintenance area (non-master plan)

- Repair to transfer station tunnel pump system (non-master plan)

Master Plan Project Expenditures Summary

An amount of \$150,690 remains in the Master Plan budget to complete the projects associated with the Master Plan close out. All construction contracts related to the MRF and transfer station buildings have been closed-out (this includes contracts with JS Amoroso, JRMA, and Covello). Ongoing reports to the Board will include updates on close-out projects with and full Master Plan completion expected in 2013.

Attachments:

Attachment A - San Carlos Building Department Certificate of Occupancy for the Shoreway Project

ATTACHMENT A

San Carlos Building Department Certificate of Occupancy for the Shoreway Project



City of San Carlos
Building Division
800 Elm Street
San Carlos, CA 94070
Phone USA 802 4261

SAN CARLOS BUILDING AND SAFETY

CERTIFICATE OF OCCUPANCY

This Certificate issued pursuant to the requirements of Section 101.3 of the 2007 California Building Code (CBC) certifying that at the time of issuance, the building described below has been inspected for compliance with the various ordinances of the City of San Carlos regulating building construction or use. Issuance of this Certificate of Occupancy does not imply approval of illegal non-permitted work.

Location of Building: 225 SHOREWAY ROAD

Permit #: BLD2008-01501

Occupant: SHOREWAY ENVIRONMENTAL CENTER

Owner Address: SBWMA
333 SHOREWAY
SAN CARLOS, CA 94070

Occupancy Group: B, F-1

Occupant Load: As Posted

Type of Construction: IIB - SPRINKLERED

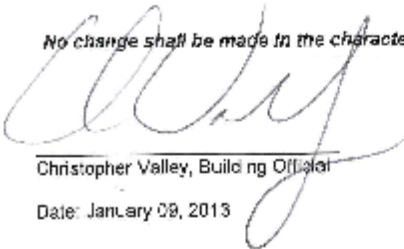
Date Issued: January 8, 2013

POSTING

This Certificate shall be posted in a conspicuous place on the premises and shall not be removed except by the Building Official.

NOTICE

No change shall be made in the character of occupancy without the permission of the Building Official.


Christopher Valley, Building Official

Date: January 08, 2013



MARCH – JUNE 2013 BOARD AGENDA ITEMS (SUBJECT TO CHANGE)

March 28, 2013

- Staff Presentation on Recology San Mateo County 2012 Annual Report
- Staff Presentation on South Bay Recycling 2012 Annual Report
- Consideration of Approval of Amendments to the Uniform Franchise Agreement for Collection Services
- Discussion on Modifications to Unrestricted Cash Reserve Policy
- Update on C&D Certification Program
- Discussion on Roles and Responsibilities for Franchise Agreement Contract Administration

April 25, 2013

- Discussion on 2014 Rate Setting Process and Rate Projections
- Consideration of Modifications to Unrestricted Cash Reserve Policy
- Update on Multi-Family Dwelling and Commercial Recycling
- Staff Presentation on Home Diversion Calculator Project
- Contractor Quarterly Updates

May 23, 2013

- Update on Strategic Plan: Research on Future Diversion Opportunities
- Approval of Quarterly Investment Report as of 3/31/13
- Review of Draft FY2014 Budget
- Report on Non-Exclusive Franchise Options for Commercial Recycling
- Closed Session: Executive Director Performance Evaluation and Employee Compensation

June 27, 2013

- Approval of vendor contracts for FY2014
- Resolution Adopting FY2014 Budget
- Resolution Approving Findings from Review of Collection Services and Facility Operations Reports, Tonnage Data and Customer Service Systems Audits
- Findings from Review of Collection Services and Financial and Accounting Systems Audits