

Alameda, Santa Clara, San Francisco, & San Mateo Counties Rate Survey
(Rates in Effect on April 1, 2012)

Jurisdiction	County	Res. Single-Family			Commercial				Rate Setting Method Cost + or Index based	Service Info		
		30-35Gal.	60-64Gal.	90-96Gal.	1YD Bin 1x/week	1YD Bin 3x/week	3YD Bin 1x/week	3YD Bin 3x/week		Rec. Freq.	YW Freq.	Sort
City of Alameda	Alameda	\$ 31.45	\$ 51.67	\$ 72.17	\$ 119.79	\$ 366.55	\$ 359.38	\$ 1,099.66	Index w/ every 3rd year cost +	Weekly	Weekly	Single
City of Albany	Alameda	\$ 32.48	\$ 62.86	\$ 89.35	\$ 144.94	\$ 434.82	\$ 434.82	\$ 1,304.64	Index	Weekly	Weekly	Single
City of Berkeley	Alameda	\$ 28.34	\$ 56.65	\$ 84.95	\$ 116.01	\$ 365.46	\$ 348.04	\$ 1,096.34	Index	Weekly	Weekly	Multiple
City of Dublin	Alameda	\$ 14.85	\$ 33.04	\$ 48.09	\$ 80.21	\$ 280.55	\$ 240.63	\$ 761.81	Index	Weekly	Weekly	Single
City of Emeryville	Alameda	\$ 17.27	\$ 34.51	\$ 51.78	\$ 102.79	\$ 308.37	\$ 308.37	\$ 925.11	Index	Weekly	Weekly	Single
City of Fremont	Alameda	\$ 28.17	\$ 30.84	\$ 45.27	\$ 80.45	\$ 231.41	\$ 180.34	\$ 532.57	Index	Weekly	Weekly	Single
City of Hayward	Alameda	\$ 24.81	\$ 44.25	\$ 63.66	\$ 105.56	\$ 294.40	\$ 279.70	\$ 771.97	Index	Weekly	Weekly	Single
City of Livermore	Alameda	\$ 22.46	\$ 48.37	\$ 80.21	\$ 103.30	\$ 322.27	\$ 309.87	\$ 987.27	Index w/ every 4th year cost +	Weekly	Weekly	Single
City of Newark	Alameda	\$ 20.89	\$ 36.99	\$ 53.08	\$ 81.89	\$ 226.19	\$ 216.65	\$ 590.87	Index	Weekly	Weekly	Single
City of Oakland	Alameda	\$ 27.98	\$ 61.01	\$ 94.00	\$ 131.34	\$ 418.00	\$ 344.35	\$ 1,085.42	Index	Weekly	Weekly	Single
City of Piedmont	Alameda	\$ 48.94	\$ 57.16	\$ 67.00	\$ 153.50	\$ 432.17	NA	NA	Index	Weekly	Weekly	Single
City of Pleasanton	Alameda	\$ 32.93	NA	\$ 65.86	\$ 138.59	\$ 355.85	\$ 395.79	\$ 1,047.94	Index w/ cost + upon request	Weekly	Weekly	Dirty MRF
City of San Leandro	Alameda	\$ 23.48	\$ 39.08	\$ 54.66	\$ 102.94	\$ 311.20	\$ 311.20	\$ 933.62	Index	Weekly	Weekly	Single
City of Union City	Alameda	\$ 27.61	\$ 55.25	\$ 82.86	\$ 114.15	\$ 315.27	\$ 299.13	\$ 815.22	Index w/ every 3rd year cost +	Weekly	Weekly	Single
Castro Valley Sanitary District	Alameda	\$ 30.89	\$ 53.65	\$ 76.45	\$ 218.54	\$ 655.57	\$ 581.62	\$ 1,630.29	Index	Weekly	Weekly	Single
Oro Loma Sanitary District (L1)	Alameda	\$ 14.47	\$ 28.98	\$ 43.45	\$ 94.66	\$ 252.13	\$ 246.04	\$ 706.26	Index	Bi-weekly	Weekly	Single
Oro Loma Sanitary District (L2)	Alameda	\$ 14.47	\$ 28.98	\$ 43.45	\$ 94.66	\$ 252.13	\$ 246.04	\$ 706.26	Index	Bi-weekly	Weekly	Single
Oro Loma Sanitary District (L3)	Alameda	\$ 16.78	\$ 33.52	\$ 50.30	\$ 109.49	\$ 291.66	\$ 284.60	\$ 816.97	Index	Bi-weekly	Weekly	Single
City of Campbell ¹	Santa Clara	\$ 21.77	\$ 43.55	\$ 65.32	\$ 108.95	\$ 329.93	\$ 217.89	\$ 659.86	Index w/ 1 year cost +	Weekly	Weekly	Single
City of Cupertino ¹	Santa Clara	\$ 21.61	\$ 43.22	\$ 64.83	\$ 126.03	\$ 378.12	\$ 201.66	\$ 604.97	Index	Weekly	Weekly	Single
City of Gilroy ²	Santa Clara	\$ 26.80	\$ 38.45	\$ 50.41	NA	NA	\$ 258.76	\$ 716.49	Index	Weekly	Weekly	Single
City of Los Altos ¹	Santa Clara	\$ 28.11	\$ 56.23	\$ 84.34	\$ 110.31	\$ 220.63	\$ 330.94	\$ 992.82	Index w/ every other year cost +	Weekly	Weekly	Single
City of San Jose ³	Santa Clara	\$ 31.30	\$ 61.30	\$ 91.30	\$ 86.59	\$ 212.41	\$ 195.53	\$ 552.73	Index	Weekly	Weekly	Single
City of Monte Sereno ¹	Santa Clara	\$ 25.60	\$ 51.20	\$ 76.80	\$ 151.20	\$ 457.97	\$ 302.40	\$ 915.93	Index w/ 1 year cost +	Weekly	Weekly	Single
City of Morgan Hill ^{2,4}	Santa Clara	\$ 25.33	\$ 25.33	\$ 25.33	N/A	N/A	\$ 272.47	\$ 765.32	Index	Bi-weekly	Weekly	Single
City of Mountain View	Santa Clara	\$ 20.10	\$ 40.20	\$ 60.30	\$ 90.80	\$ 308.75	\$ 272.20	\$ 853.55	Cost +	Bi-weekly	Bi-weekly	Dual stream
City of Palo Alto	Santa Clara	\$ 32.86	\$ 67.84	\$ 101.76	\$ 170.44	\$ 523.20	\$ 416.38	\$ 1,322.17	Index	Weekly	Weekly	Single
City of San Jose	Santa Clara	\$ 29.95	\$ 59.90	\$ 89.85	NA	NA	NA	NA	Index	Weekly	Weekly	Single
City of Santa Clara	Santa Clara	\$ 22.77	\$ 33.15	\$ 43.53	\$ 66.82	\$ 193.34	\$ 187.15	\$ 531.17	Index	Weekly	Weekly	Single
City of Sunnyvale ³	Santa Clara	\$ 30.42	\$ 37.15	\$ 43.88	\$ 121.90	\$ 365.69	\$ 305.91	\$ 917.72	Cost +	Weekly	Weekly	Multiple
City of Saratoga ¹	Santa Clara	\$ 22.72	\$ 45.44	\$ 68.16	\$ 149.75	\$ 453.78	\$ 299.51	\$ 907.57	Index w/ 1 year cost +	Weekly	Weekly	Single
County of Santa Clara District 1	Santa Clara	\$ 21.02	\$ 43.04	\$ 65.06	\$ 65.66	\$ 196.99	\$ 170.73	\$ 512.18	Index	Weekly	Weekly	Single
County of Santa Clara District 2	Santa Clara	\$ 24.73	\$ 50.46	\$ 76.19	N/A	N/A	\$ 300.21	\$ 853.32	Index	Bi-weekly	N/A	Multiple
County of Santa Clara District 3	Santa Clara	\$ 34.32	\$ 69.64	\$ 104.96	\$ 137.91	\$ 413.74	\$ 379.25	\$ 1,137.76	Index	Weekly	Weekly	Single
County of Santa Clara District 3a	Santa Clara	\$ 31.04	\$ 63.08	\$ 95.12	\$ 122.98	\$ 282.84	\$ 418.11	\$ 588.02	Index	Weekly	Weekly	Multiple
County of Santa Clara District 4	Santa Clara	\$ 21.02	\$ 43.04	\$ 65.06	\$ 65.66	\$ 196.99	\$ 170.73	\$ 512.18	Index	Weekly	Weekly	Single
County of Santa Clara District 5a	Santa Clara	\$ 22.94	\$ 46.88	\$ 70.82	\$ 80.56	\$ 241.68	\$ 209.44	\$ 628.34	Index	Weekly	Weekly	Single
County of Santa Clara District 5b	Santa Clara	\$ 27.27	\$ 55.53	\$ 83.80	\$ 80.56	\$ 241.68	\$ 209.44	\$ 628.34	Index	Weekly	Weekly	Single
County of Santa Clara District 5c	Santa Clara	\$ 27.23	\$ 55.45	\$ 83.86	\$ 80.56	\$ 241.68	\$ 209.44	\$ 628.34	Index	Bi-weekly	Bi-weekly	Single
Town of Los Altos Hills ¹	Santa Clara	\$ 35.18	\$ 70.35	\$ 105.52	\$ 88.57	\$ 186.50	\$ 138.57	\$ 324.03	Index	Bi-weekly	Bi-weekly	Single
Town of Los Gatos ¹	Santa Clara	\$ 20.88	\$ 41.75	\$ 62.63	\$ 121.50	\$ 368.05	\$ 243.00	\$ 736.12	Index w/ 1 year cost +	Weekly	Weekly	Single
City of Brisbane	San Mateo	\$ 21.94	\$ 43.88	\$ 65.82	\$ 176.70	\$ 530.36	\$ 326.98	\$ 980.91	Index	Weekly	Bi-weekly	Multiple
City of Daly City	San Mateo	\$ 24.33	\$ 48.67	\$ 73.00	\$ 174.31	\$ 468.32	\$ 478.45	\$ 1,360.43	Index	Weekly	Weekly	Single
City of Half Moon Bay	San Mateo	\$ 20.62	\$ 41.27	\$ 63.01	\$ 107.93	\$ 323.91	\$ 323.91	\$ 1,388.43	Index	Weekly	Weekly	Multiple
City of Millbrae	San Mateo	\$ 27.00	\$ 54.00	\$ 80.99	\$ 202.15	\$ 618.37	\$ 372.31	\$ 1,139.46	Index w/ every 3rd year set at avg. of selected cities	Weekly	Bi-weekly	Multiple
City of Pacifica ⁵	San Mateo	\$ 35.95	\$ 71.89	\$ 107.84	\$ 117.82	\$ 230.52	NA	NA	Index w/ every 3rd year cost +	Weekly	Bi-weekly	Multiple
City of San Bruno	San Mateo	\$ 23.78	\$ 47.56	\$ 71.34	\$ 126.88	\$ 380.64	\$ 353.48	\$ 1,060.44	Index w/ every 3rd year cost +	Weekly	Bi-weekly	Single
City of South San Francisco	San Mateo	\$ 25.52	\$ 56.15	\$ 88.03	\$ 158.73	\$ 476.35	\$ 357.19	\$ 1,071.57	Index w/ every 3rd year set at avg. of selected cities	Weekly	Bi-weekly	Multiple
Town of Portola Valley	San Mateo	\$ 24.61	\$ 49.19	\$ 73.80	\$ 103.61	\$ 240.04	\$ 198.77	\$ 497.63	Index	Weekly	Weekly	Single
Town of Woodside	San Mateo	\$ 24.61	\$ 49.19	\$ 73.80	\$ 103.61	\$ 240.04	\$ 198.77	\$ 497.63	Index	Weekly	Weekly	Single
Town of Atherton	San Mateo	\$ 55.00	\$ 110.00	\$ 164.00	\$ 200.00	\$ 600.00	\$ 550.00	\$ 1,650.00	Index	Weekly	Weekly	Single
City of Belmont	San Mateo	\$ 28.03	\$ 61.77	\$ 99.86	\$ 159.30	\$ 492.16	\$ 483.26	\$ 1,464.27	Index	Weekly	Weekly	Single
City of Burlingame	San Mateo	\$ 23.85	\$ 47.71	\$ 70.80	\$ 150.52	\$ 469.60	\$ 451.53	\$ 1,408.79	Index	Weekly	Weekly	Single
City of East Palo Alto ³	San Mateo	N/A	N/A	\$ 39.81	\$ 211.10	\$ 491.53	\$ 446.01	\$ 1,137.24	Index	Weekly	Weekly	Single
City of Foster City	San Mateo	\$ 18.92	\$ 37.84	\$ 56.76	\$ 90.76	\$ 276.58	\$ 272.27	\$ 829.73	Index	Weekly	Weekly	Single
Town of Hillsborough ⁶	San Mateo	\$ 52.50	\$ 82.40	\$ 117.40	\$ 140.59	\$ 421.75	\$ 421.75	\$ 1,265.25	Index	Weekly	Weekly	Single
City of Menlo Park	San Mateo	\$ 23.40	\$ 55.99	\$ 83.72	\$ 124.69	\$ 389.04	\$ 374.08	\$ 1,219.00	Index	Weekly	Weekly	Single
City of Redwood City	San Mateo	\$ 26.51	\$ 53.02	\$ 78.70	\$ 123.92	\$ 371.76	\$ 371.76	\$ 1,115.28	Index	Weekly	Weekly	Single
City of San Carlos	San Mateo	\$ 27.69	\$ 57.62	\$ 88.16	\$ 108.46	\$ 338.39	\$ 352.26	\$ 1,015.19	Index	Weekly	Weekly	Single
City of San Mateo	San Mateo	\$ 19.19	\$ 42.22	\$ 65.24	\$ 128.24	\$ 396.22	\$ 384.81	\$ 1,188.70	Index	Weekly	Weekly	Single
No. Fair Oaks	San Mateo	\$ 24.70	\$ 24.70	\$ 49.40	\$ 147.74	\$ 443.22	\$ 443.22	\$ 1,329.66	Index	Weekly	Weekly	Single
West Bay Sanitary District	San Mateo	\$ 34.00	\$ 67.00	\$ 101.00	\$ 216.96	\$ 650.88	\$ 458.51	\$ 1,375.53	Index	Weekly	Weekly	Single
Unincorporated County	San Mateo	\$ 30.66	\$ 54.34	\$ 77.19	\$ 198.42	\$ 462.01	\$ 419.26	\$ 1,068.97	Index	Weekly	Weekly	Single
50th Percentile @		\$ 25.43	\$ 48.67	\$ 71.34	\$ 119.79	\$ 355.85	\$ 309.12	\$ 921.42				
75th Percentile @		\$ 30.30	\$ 56.23	\$ 84.10	\$ 148.75	\$ 439.02	\$ 380.64	\$ 1,137.37				
SBWMA Average		\$ 30.04	\$ 57.06	\$ 82.59	\$ 148.65	\$ 429.36	\$ 414.18	\$ 1,224.34				
All Jurisdiction Average		\$ 26.71	\$ 49.60	\$ 72.62	\$ 125.29	\$ 359.99	\$ 318.91	\$ 936.09				

¹ 1 cu yd containers not available. Rates reflected here are for 1.5 cu. yds.

² City has one rate for unlimited solid waste collection from customer-provided containers

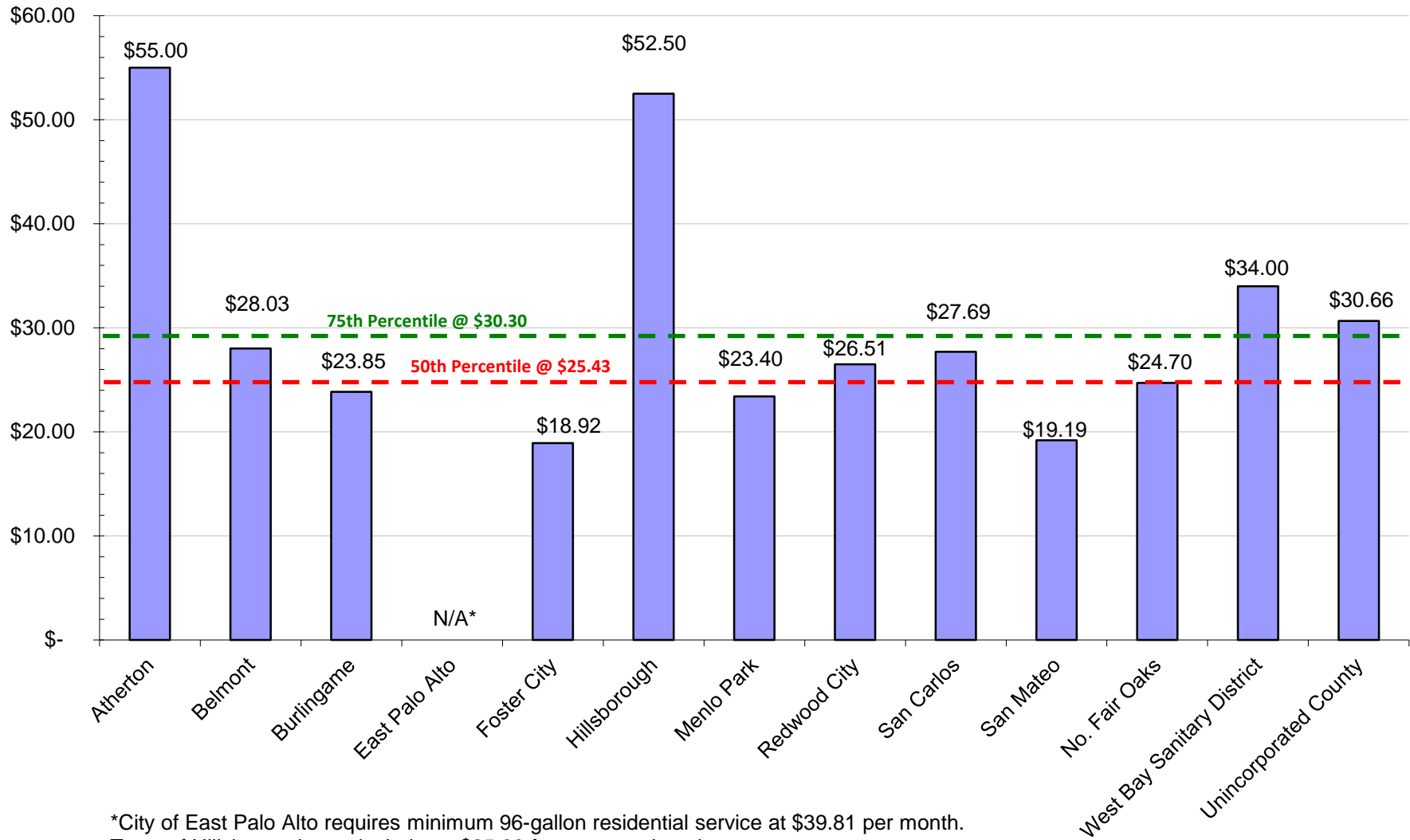
³ East Palo Alto residents receive 1 96-gallon container as baseline service; Additional containers may be used for an additional charge.

⁴ Smallest Commercial Bin is 2 yd.

⁵ Largest commercial bin is 2 yards.

⁶ Residential rates include a \$25.00 fee assessed on property taxes.

SBWMA Residential 32 Gallon Rates (on April 1, 2012)

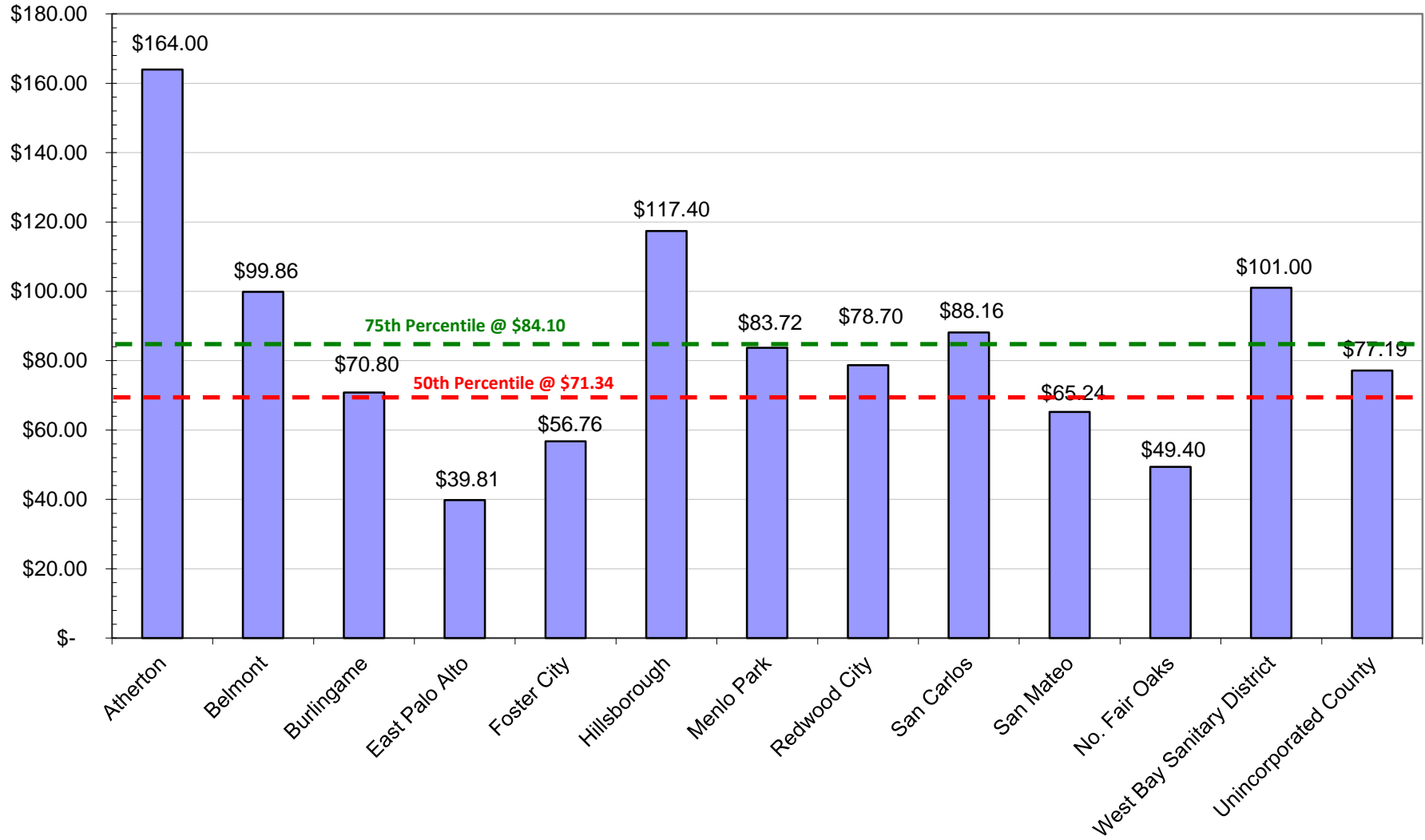


SBWMA Residential 64 Gallon Rates (on April 1, 2012)

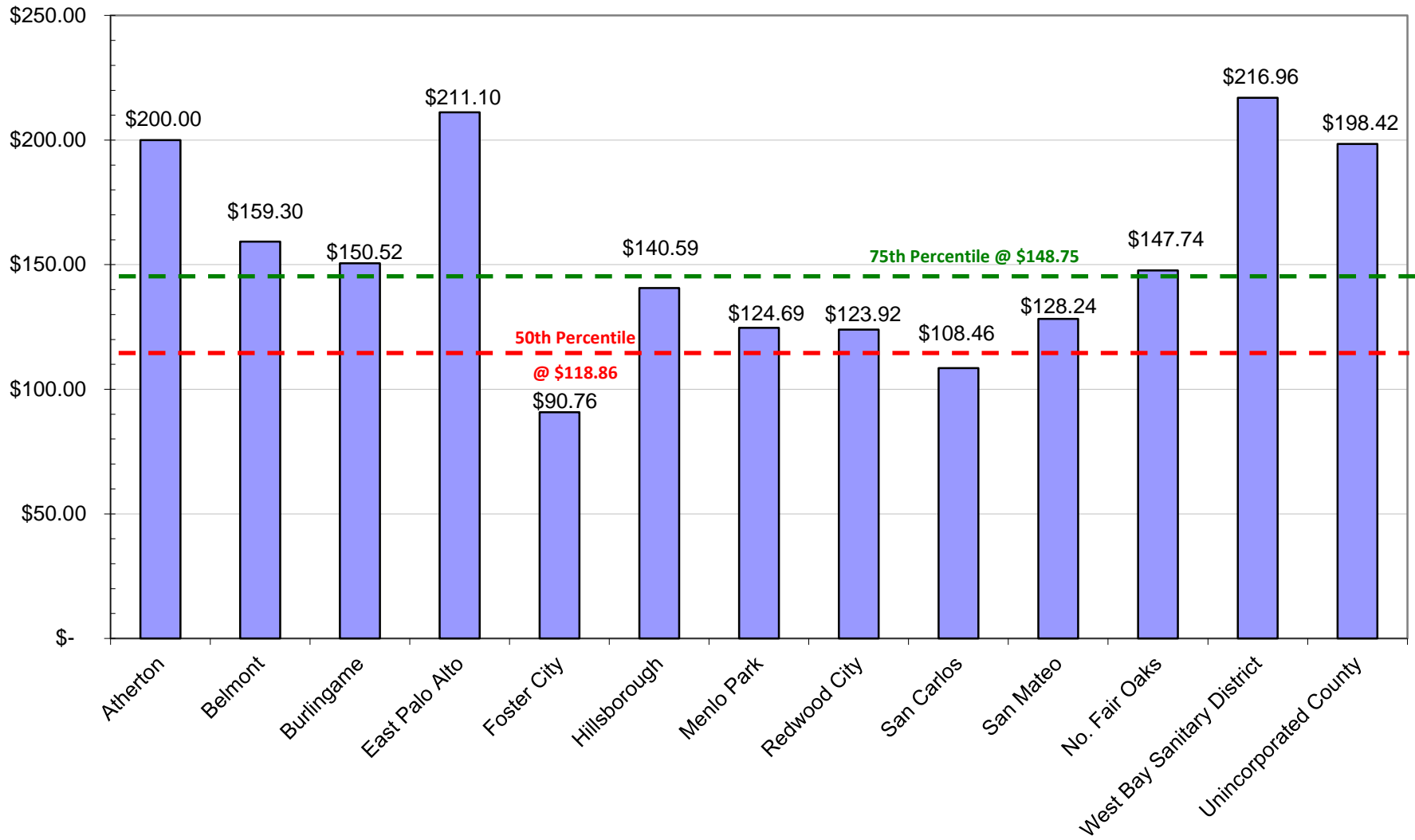


*The City of East Palo Alto requires minimum 96-gallon residential service at \$39.81 per month.

SBWMA Residential 96 Gallon Rates (on April 1, 2012)



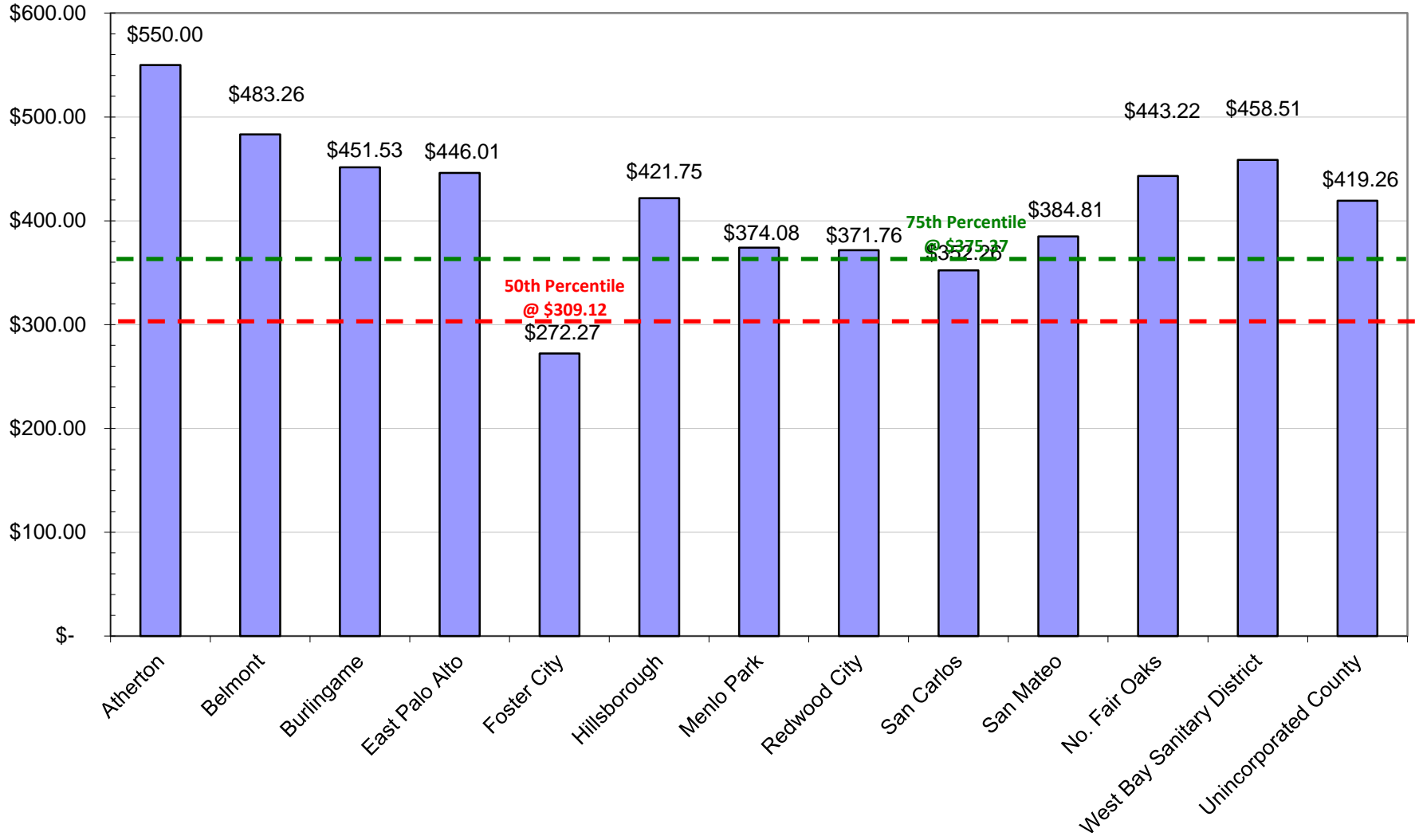
**SBWMA Commercial 1 Cubic Yard, 1x per Week Monthly Rates
(on April 1, 2012)**



**SBWMA Commercial 1 Cubic Yard, 3x per Week Monthly Rates
(on April 1, 2012)**



**SBWMA Commercial 3 Cubic Yards, 1x per Week Monthly Rates
(on April 1, 2012)**



SBWMA Commercial 3 Cubic Yards, 3x per Week Monthly Rates (on April 1, 2012)

